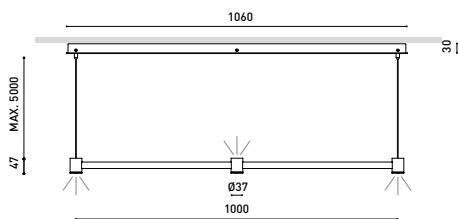




## DIMENSIONS



## AWARDS



## PRODUCT

Name	ART SURF DIRECT & INDIRECT 2700K WTNT
Reference	A3431010WTNT
Color	Textured white
RAL	9016
Category	SUSPENSION

## LIGHTING INFORMATION

Light source	LED
Gross luminous flux	570 Lm
Power	6,3 W
Power values of the system	7,00 W
Colour temperature	2700 K - Other K, please consult
Colour Rendering Index	CRI>90
Chromatic stability	MacAdam Step 3
Light beam angle	38°
Lighting efficiency	92%
Efficacy	105 Lm/W
Current intensity	700 mA
Dimming	No Dim - Other DIM, please consult
Control through bluetooth	Please Consult
Driver	Included
Electrical insulation class	<input type="checkbox"/>
Voltage	220 V/240 V
Frequency	50/60 Hz
Energy efficiency	A+
LED lifespan	L80B10 (Tc=85°C) >60.000h

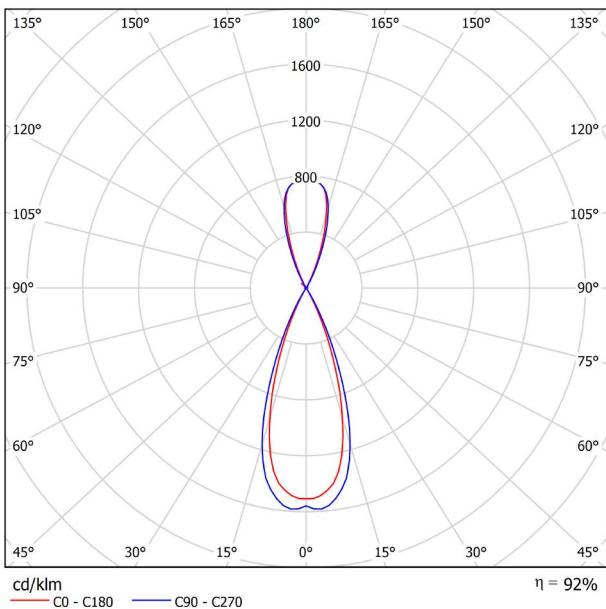
## OTHER DATA

Ingress Protection	IP20
Cord length	5 m
Fast adjustment tensioner	No
Weight	4024 g.
Packaged weight	4451 g.
Packaging dimensions	1078 × 139 × 89 mm
Units per package	1
Materials	Brass / Acrylonitrile Butadiene Styrene + Polycarbonate

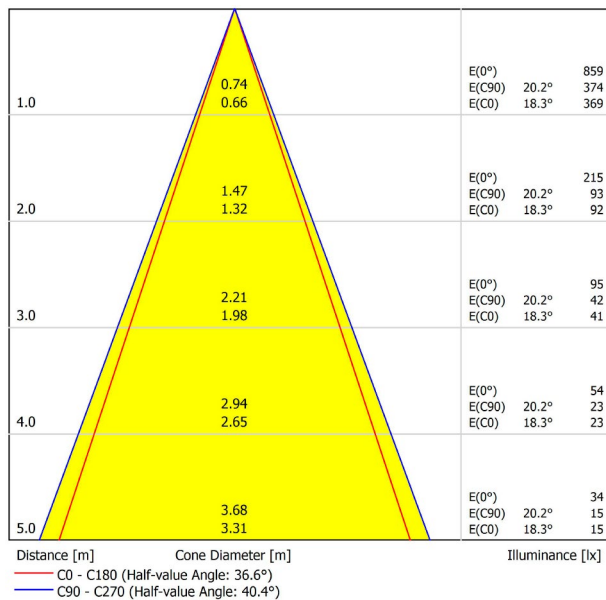


Art Surface is a version that allows it to be installed in places where it is impossible to access the false ceiling. Cement, concrete, vault ... its base, in which the driver locates, allows the luminaire to be installed on all types of surfaces.

POLAR DIAGRAM

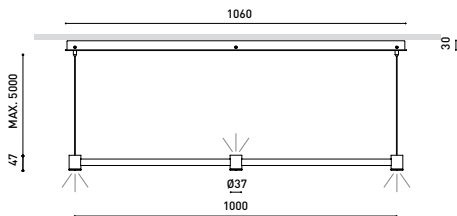


CONICAL DIAGRAM





## DIMENSIONS



## AWARDS



## PRODUCT

Name	ART SURF DIRECT & INDIRECT 2700K WTWT
Reference	A3431010WTWT
Color	Textured white
RAL	9016
Category	SUSPENSION

## LIGHTING INFORMATION

Light source	LED
Gross luminous flux	570 Lm
Power	6,3 W
Power values of the system	7,00 W
Colour temperature	2700 K - Other K, please consult
Colour Rendering Index	CRI>90
Chromatic stability	MacAdam Step 3
Light beam angle	38°
Lighting efficiency	92%
Efficacy	105 Lm/W
Current intensity	700 mA
Dimming	No Dim - Other DIM, please consult
Control through bluetooth	Please Consult
Driver	Included
Electrical insulation class	<input type="checkbox"/>
Voltage	220 V/240 V
Frequency	50/60 Hz
Energy efficiency	A+
LED lifespan	L80B10 (Tc=85°C) >60.000h

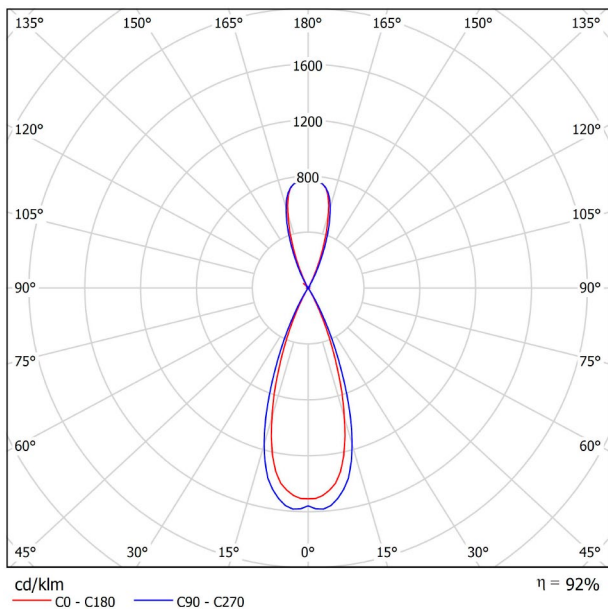
## OTHER DATA

Ingress Protection	IP20
Cord length	5 m
Fast adjustment tensioner	No
Weight	4024 g.
Packaged weight	4451 g.
Packaging dimensions	1078 × 139 × 89 mm
Units per package	1
Materials	Brass / Acrylonitrile Butadiene Styrene + Polycarbonate

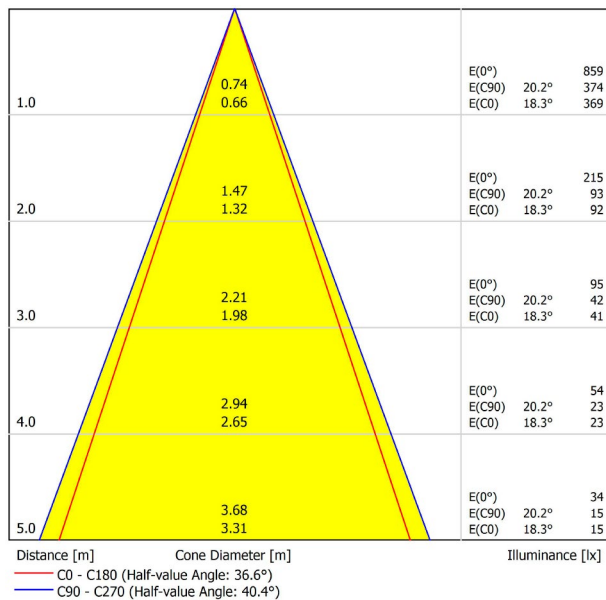



Art Surface is a version that allows it to be installed in places where it is impossible to access the false ceiling. Cement, concrete, vault ... its base, in which the driver locates, allows the luminaire to be installed on all types of surfaces.

POLAR DIAGRAM

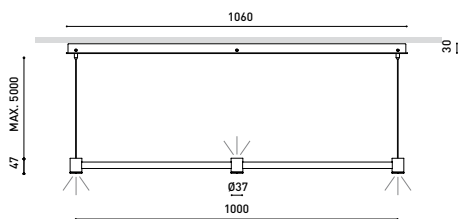


CONICAL DIAGRAM





## DIMENSIONS



## AWARDS



## PRODUCT

Name	ART SURF DIRECT & INDIRECT 3000K BCNT
Reference	A3431011BCNT
Color	Brushed Copper
RAL	Paint of metallic nanoparticles
Category	SUSPENSION

## LIGHTING INFORMATION

Light source	LED
Gross luminous flux	630 Lm
Power	6,3 W
Power values of the system	7,00 W
Colour temperature	3000 K - Other K, please consult
Colour Rendering Index	CRI>90
Chromatic stability	MacAdam Step 3
Light beam angle	38°
Lighting efficiency	92%
Efficacy	105 Lm/W
Current intensity	700 mA
Dimming	No Dim - Other DIM, please consult
Control through bluetooth	Please Consult
Driver	Included
Electrical insulation class	<input type="checkbox"/>
Voltage	220 V/240 V
Frequency	50/60 Hz
Energy efficiency	A+
LED lifespan	L80B10 (Tc=85°C) >60.000h

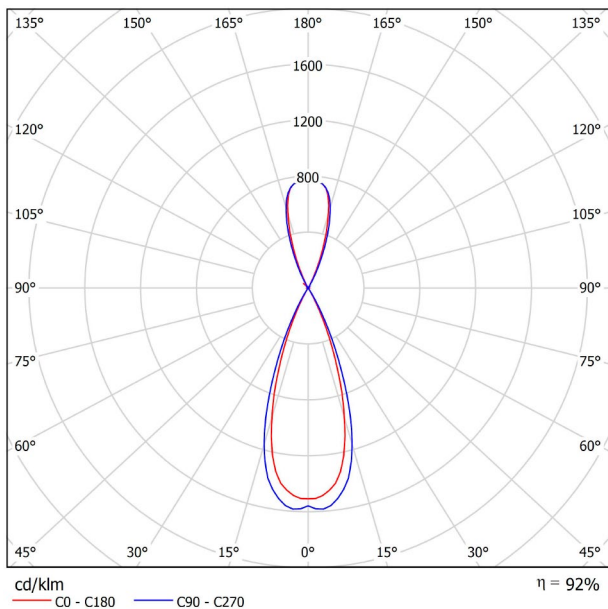
## OTHER DATA

Ingress Protection	IP20
Cord length	5 m
Fast adjustment tensioner	No
Weight	4024 g.
Packaged weight	4451 g.
Packaging dimensions	1078 × 139 × 89 mm
Units per package	1
Materials	Brass / Acrylonitrile Butadiene Styrene + Polycarbonate

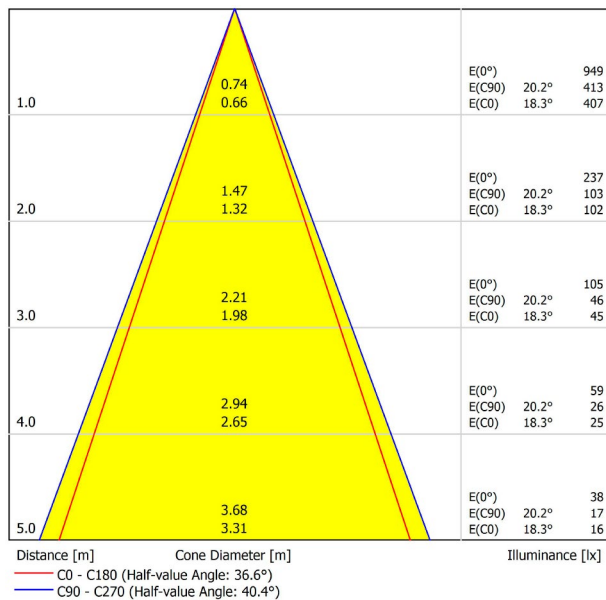



Art Surface is a version that allows it to be installed in places where it is impossible to access the false ceiling. Cement, concrete, vault ... its base, in which the driver locates, allows the luminaire to be installed on all types of surfaces.

POLAR DIAGRAM

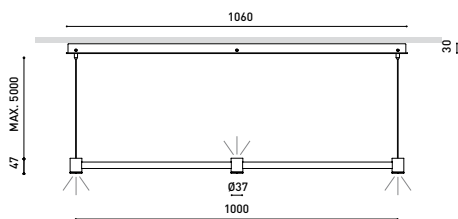


CONICAL DIAGRAM





## DIMENSIONS



## AWARDS



## PRODUCT

Name	ART SURF DIRECT & INDIRECT 3000K BCWT
Reference	A3431011BCWT
Color	Brushed Copper
RAL	Paint of metallic nanoparticles
Category	SUSPENSION

## LIGHTING INFORMATION

Light source	LED
Gross luminous flux	630 Lm
Power	6,3 W
Power values of the system	7,00 W
Colour temperature	3000 K - Other K, please consult
Colour Rendering Index	CRI>90
Chromatic stability	MacAdam Step 3
Light beam angle	38°
Lighting efficiency	92%
Efficacy	105 Lm/W
Current intensity	700 mA
Dimming	No Dim - Other DIM, please consult
Control through bluetooth	Please Consult
Driver	Included
Electrical insulation class	<input type="checkbox"/>
Voltage	220 V/240 V
Frequency	50/60 Hz
Energy efficiency	A+
LED lifespan	L80B10 (Tc=85°C) >60.000h

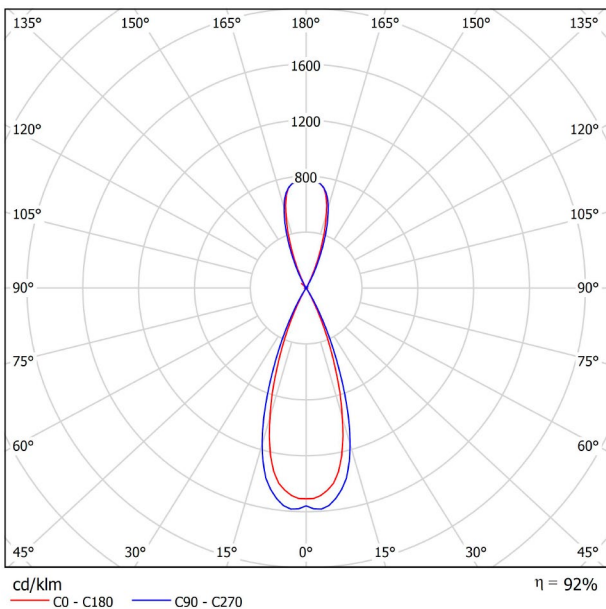
## OTHER DATA

Ingress Protection	IP20
Cord length	5 m
Fast adjustment tensioner	No
Weight	4024 g.
Packaged weight	4451 g.
Packaging dimensions	1078 × 139 × 89 mm
Units per package	1
Materials	Brass / Acrylonitrile Butadiene Styrene + Polycarbonate

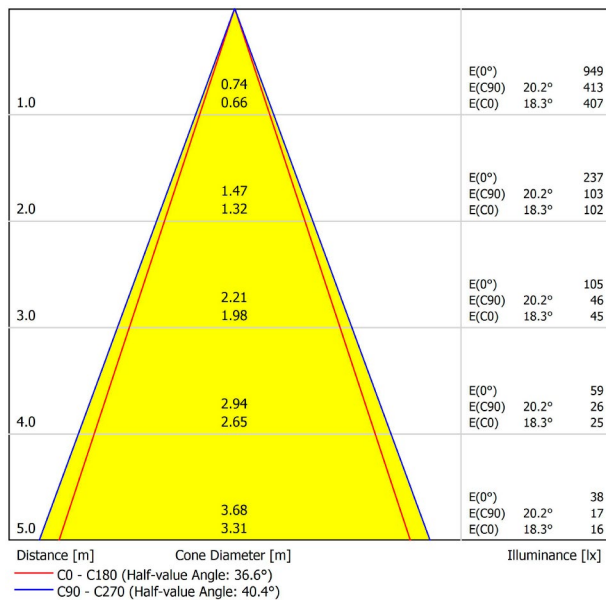


Art Surface is a version that allows it to be installed in places where it is impossible to access the false ceiling. Cement, concrete, vault ... its base, in which the driver locates, allows the luminaire to be installed on all types of surfaces.

POLAR DIAGRAM



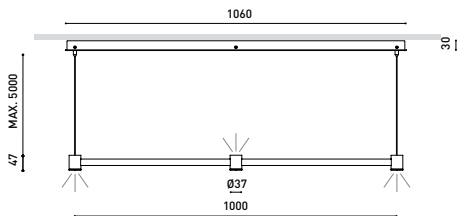
CONICAL DIAGRAM







## DIMENSIONS



## AWARDS



## PRODUCT

Name	ART SURF DIRECT & INDIRECT 3000K BGNT
Reference	A3431011BGNT
Color	Brushed Gold
RAL	Paint of metallic nanoparticles
Category	SUSPENSION

## LIGHTING INFORMATION

Light source	LED
Gross luminous flux	630 Lm
Power	6,3 W
Power values of the system	7,00 W
Colour temperature	3000 K - Other K, please consult
Colour Rendering Index	CRI>90
Chromatic stability	MacAdam Step 3
Light beam angle	38°
Lighting efficiency	92%
Efficacy	105 Lm/W
Current intensity	700 mA
Dimming	No Dim - Other DIM, please consult
Control through bluetooth	Please Consult
Driver	Included
Electrical insulation class	<input type="checkbox"/>
Voltage	220 V/240 V
Frequency	50/60 Hz
Energy efficiency	A+
LED lifespan	L80B10 (Tc=85°C) >60.000h

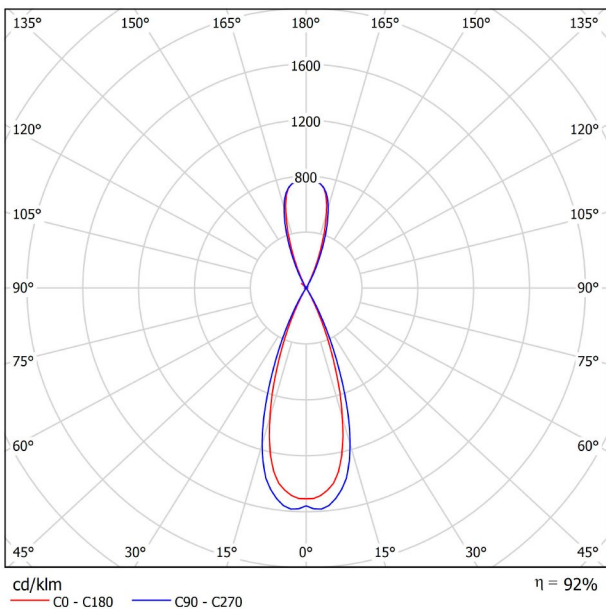
## OTHER DATA

Ingress Protection	IP20
Cord length	5 m
Fast adjustment tensioner	No
Weight	4024 g.
Packaged weight	4451 g.
Packaging dimensions	1078 × 139 × 89 mm
Units per package	1
Materials	Brass / Acrylonitrile Butadiene Styrene + Polycarbonate

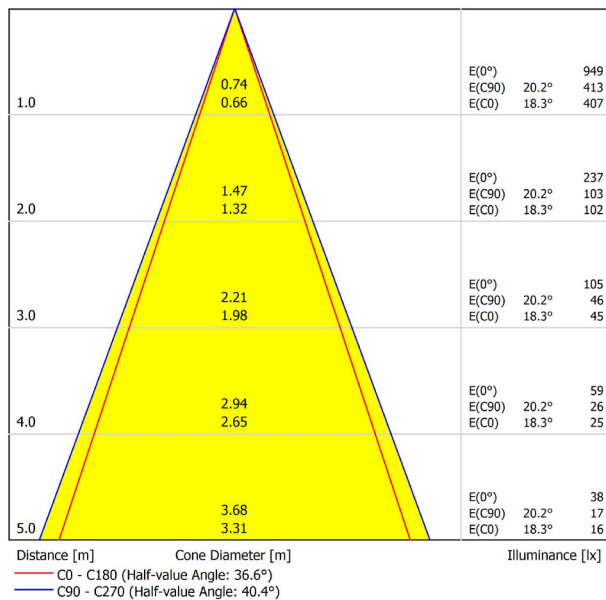


Art Surface is a version that allows it to be installed in places where it is impossible to access the false ceiling. Cement, concrete, vault ... its base, in which the driver locates, allows the luminaire to be installed on all types of surfaces.

POLAR DIAGRAM

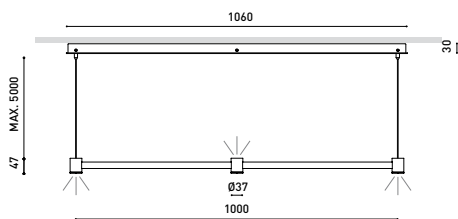


CONICAL DIAGRAM





## DIMENSIONS



## AWARDS



Name	ART SURF DIRECT & INDIRECT 3000K BGWT
Reference	A3431011BGWT
Color	Brushed Gold
RAL	Paint of metallic nanoparticles
Category	SUSPENSION

## PRODUCT

Light source	LED
Gross luminous flux	630 Lm
Power	6,3 W
Power values of the system	7,00 W
Colour temperature	3000 K - Other K, please consult
Colour Rendering Index	CRI>90
Chromatic stability	MacAdam Step 3
Light beam angle	38°
Lighting efficiency	92%
Efficacy	105 Lm/W
Current intensity	700 mA
Dimming	No Dim - Other DIM, please consult
Control through bluetooth	Please Consult
Driver	Included
Electrical insulation class	<input type="checkbox"/>
Voltage	220 V/240 V
Frequency	50/60 Hz
Energy efficiency	A+
LED lifespan	L80B10 (Tc=85°C) >60.000h

## LIGHTING INFORMATION

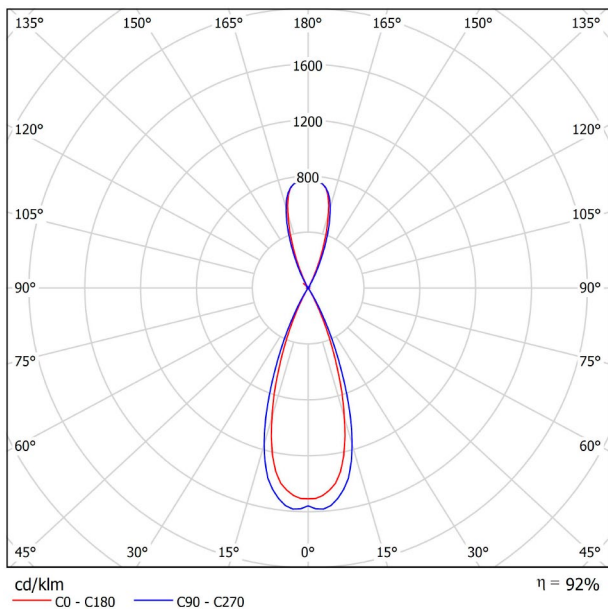
Ingress Protection	IP20
Cord length	5 m
Fast adjustment tensioner	No
Weight	4024 g.
Packaged weight	4451 g.
Packaging dimensions	1078 × 139 × 89 mm
Units per package	1
Materials	Brass / Acrylonitrile Butadiene Styrene + Polycarbonate

## OTHER DATA

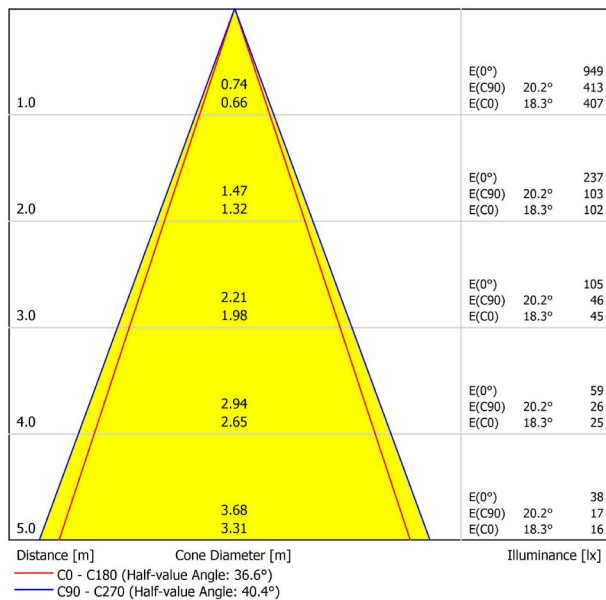


Art Surface is a version that allows it to be installed in places where it is impossible to access the false ceiling. Cement, concrete, vault ... its base, in which the driver locates, allows the luminaire to be installed on all types of surfaces.

POLAR DIAGRAM

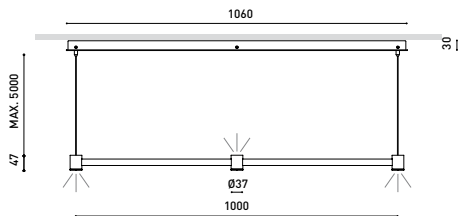


CONICAL DIAGRAM





## DIMENSIONS



## AWARDS



## PRODUCT

Name	ART SURF DIRECT & INDIRECT 3000K NTNT
Reference	A3431011NTNT
Color	Textured black
RAL	9005
Category	SUSPENSION

## LIGHTING INFORMATION

Light source	LED
Gross luminous flux	630 Lm
Power	6,3 W
Power values of the system	7,00 W
Colour temperature	3000 K - Other K, please consult
Colour Rendering Index	CRI>90
Chromatic stability	MacAdam Step 3
Light beam angle	38°
Lighting efficiency	92%
Efficacy	105 Lm/W
Current intensity	700 mA
Dimming	No Dim - Other DIM, please consult
Control through bluetooth	Please Consult
Driver	Included
Electrical insulation class	<input type="checkbox"/>
Voltage	220 V/240 V
Frequency	50/60 Hz
Energy efficiency	A+
LED lifespan	L80B10 (Tc=85°C) >60.000h

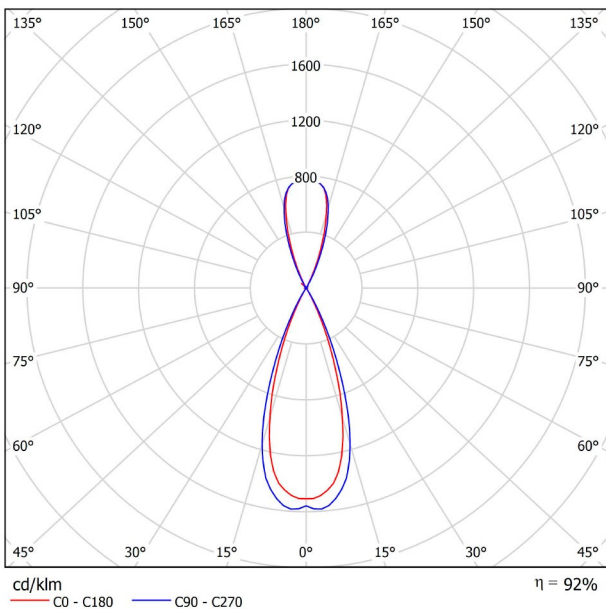
## OTHER DATA

Ingress Protection	IP20
Cord length	5 m
Fast adjustment tensioner	No
Weight	4024 g.
Packaged weight	4451 g.
Packaging dimensions	1078 × 139 × 89 mm
Units per package	1
Materials	Brass / Acrylonitrile Butadiene Styrene + Polycarbonate

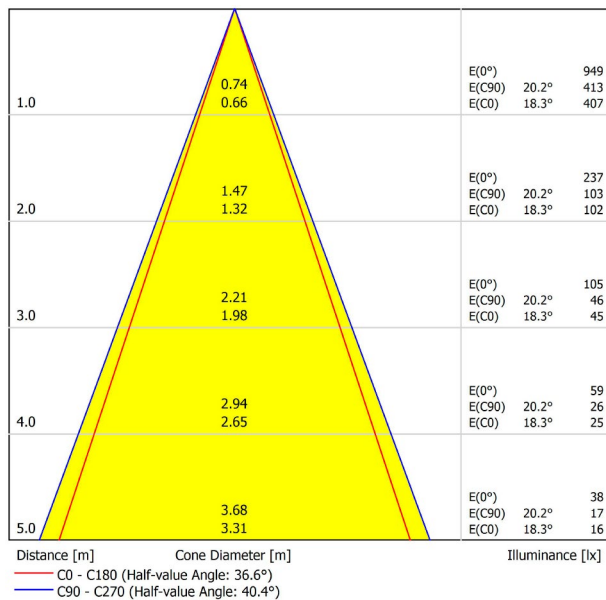


Art Surface is a version that allows it to be installed in places where it is impossible to access the false ceiling. Cement, concrete, vault ... its base, in which the driver locates, allows the luminaire to be installed on all types of surfaces.

POLAR DIAGRAM

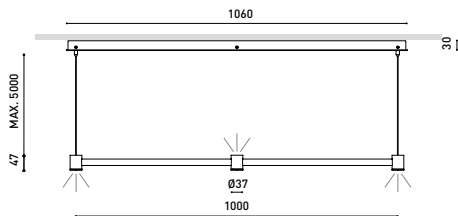


CONICAL DIAGRAM





## DIMENSIONS



## AWARDS



## PRODUCT

Name	ART SURF DIRECT & INDIRECT 3000K NTWT
Reference	A3431011NTWT
Color	Textured black
RAL	9005
Category	SUSPENSION

## LIGHTING INFORMATION

Light source	LED
Gross luminous flux	630 Lm
Power	6,3 W
Power values of the system	7,00 W
Colour temperature	3000 K - Other K, please consult
Colour Rendering Index	CRI>90
Chromatic stability	MacAdam Step 3
Light beam angle	38°
Lighting efficiency	92%
Efficacy	105 Lm/W
Current intensity	700 mA
Dimming	No Dim - Other DIM, please consult
Control through bluetooth	Please Consult
Driver	Included
Electrical insulation class	<input type="checkbox"/>
Voltage	220 V/240 V
Frequency	50/60 Hz
Energy efficiency	A+
LED lifespan	L80B10 (Tc=85°C) >60.000h

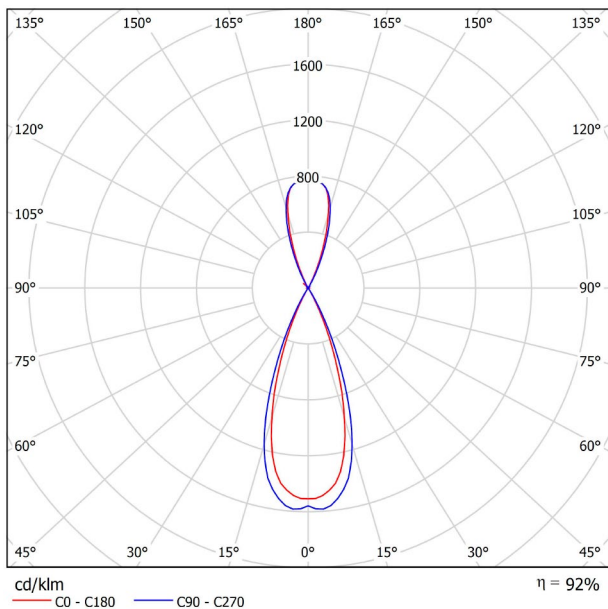
## OTHER DATA

Ingress Protection	IP20
Cord length	5 m
Fast adjustment tensioner	No
Weight	4024 g.
Packaged weight	4451 g.
Packaging dimensions	1078 × 139 × 89 mm
Units per package	1
Materials	Brass / Acrylonitrile Butadiene Styrene + Polycarbonate

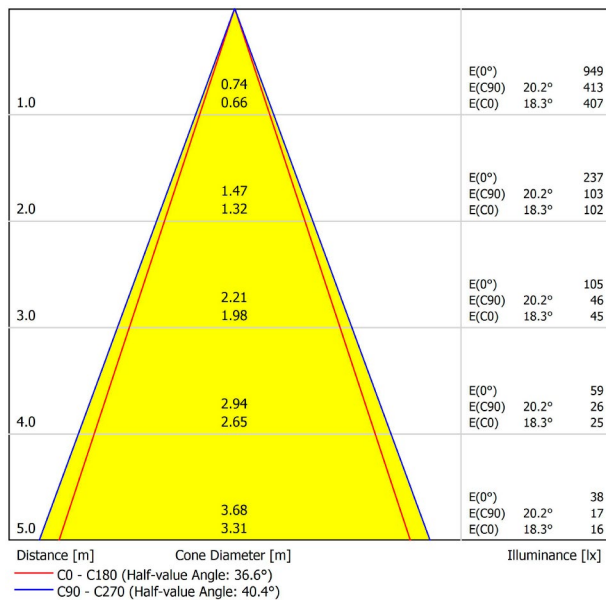


Art Surface is a version that allows it to be installed in places where it is impossible to access the false ceiling. Cement, concrete, vault ... its base, in which the driver locates, allows the luminaire to be installed on all types of surfaces.

POLAR DIAGRAM



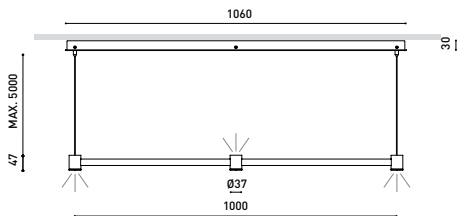
CONICAL DIAGRAM







## DIMENSIONS



## AWARDS



## PRODUCT

Name	ART SURF DIRECT & INDIRECT 3000K WTNT
Reference	A3431011WTNT
Color	Textured white
RAL	9016
Category	SUSPENSION

## LIGHTING INFORMATION

Light source	LED
Gross luminous flux	630 Lm
Power	6,3 W
Power values of the system	7,00 W
Colour temperature	3000 K - Other K, please consult
Colour Rendering Index	CRI>90
Chromatic stability	MacAdam Step 3
Light beam angle	38°
Lighting efficiency	92%
Efficacy	92 Lm/W
Current intensity	700 mA
Dimming	No Dim - Other DIM, please consult
Control through bluetooth	Please Consult
Driver	Included
Electrical insulation class	<input type="checkbox"/>
Voltage	220 V/240 V
Frequency	50/60 Hz
Energy efficiency	A+
LED lifespan	L80B10 (Tc=85°C) >60.000h

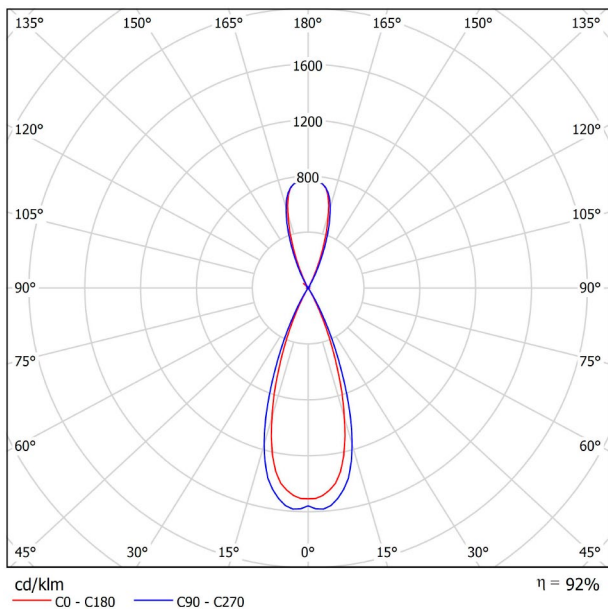
## OTHER DATA

Ingress Protection	IP20
Cord length	5 m
Fast adjustment tensioner	No
Weight	4024 g.
Packaged weight	4451 g.
Packaging dimensions	1078 × 139 × 89 mm
Units per package	1
Materials	Brass / Acrylonitrile Butadiene Styrene + Polycarbonate

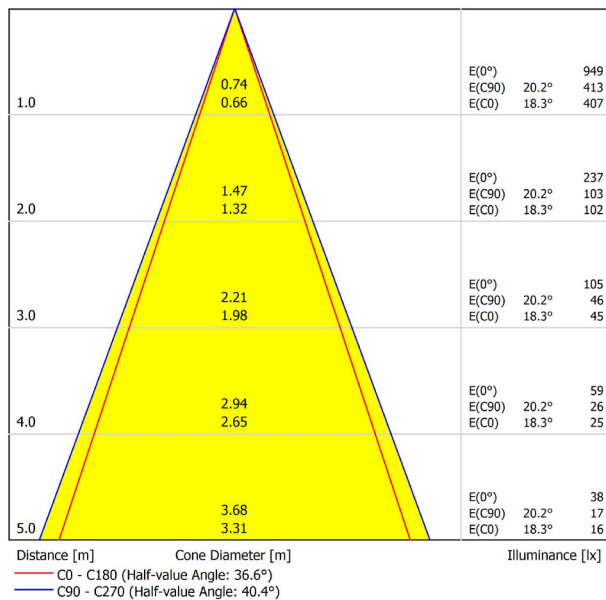


Art Surface is a version that allows it to be installed in places where it is impossible to access the false ceiling. Cement, concrete, vault ... its base, in which the driver locates, allows the luminaire to be installed on all types of surfaces.

POLAR DIAGRAM

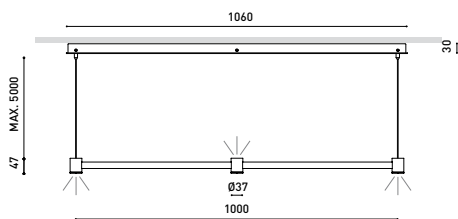


CONICAL DIAGRAM





## DIMENSIONS



## AWARDS



## PRODUCT

Name	ART SURF DIRECT & INDIRECT 3000K WTWT
Reference	A3431011WTWT
Color	Textured white
RAL	9016
Category	SUSPENSION

## LIGHTING INFORMATION

Light source	LED
Gross luminous flux	630 Lm
Power	6,3 W
Power values of the system	7,00 W
Colour temperature	3000 K - Other K, please consult
Colour Rendering Index	CRI>90
Chromatic stability	MacAdam Step 3
Light beam angle	38°
Lighting efficiency	92%
Efficacy	92 Lm/W
Current intensity	700 mA
Dimming	No Dim - Other DIM, please consult
Control through bluetooth	Please Consult
Driver	Included
Electrical insulation class	<input type="checkbox"/>
Voltage	220 V/240 V
Frequency	50/60 Hz
Energy efficiency	A+
LED lifespan	L80B10 (Tc=85°C) >60.000h

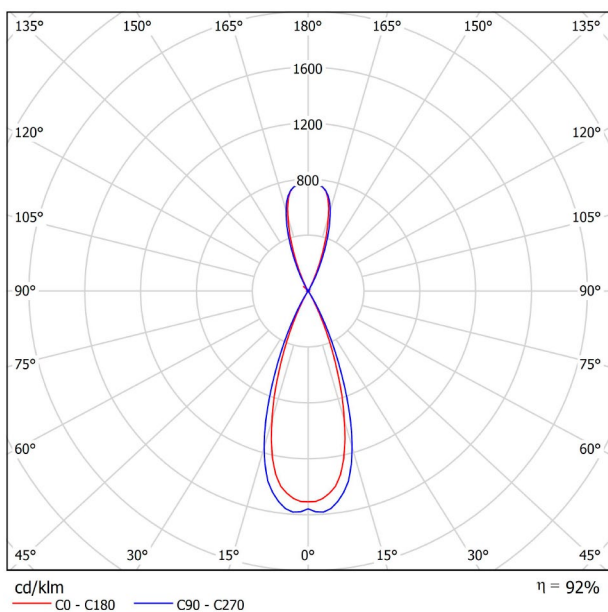
## OTHER DATA

Ingress Protection	IP20
Cord length	5 m
Fast adjustment tensioner	No
Weight	4024 g.
Packaged weight	4451 g.
Packaging dimensions	1078 × 139 × 89 mm
Units per package	1
Materials	Brass / Acrylonitrile Butadiene Styrene + Polycarbonate

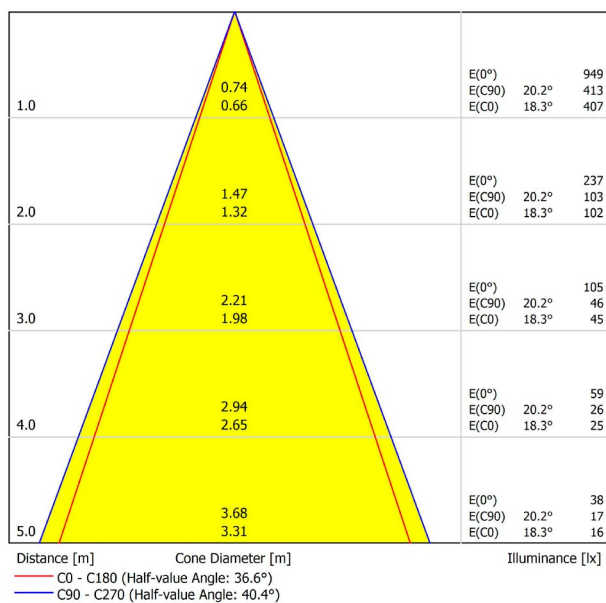



Art Surface is a version that allows it to be installed in places where it is impossible to access the false ceiling. Cement, concrete, vault ... its base, in which the driver locates, allows the luminaire to be installed on all types of surfaces.

POLAR DIAGRAM

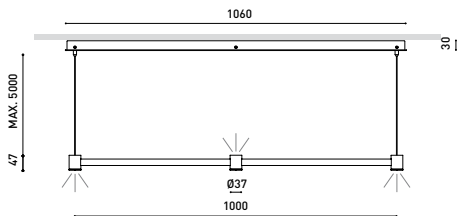


CONICAL DIAGRAM





## DIMENSIONS



## AWARDS

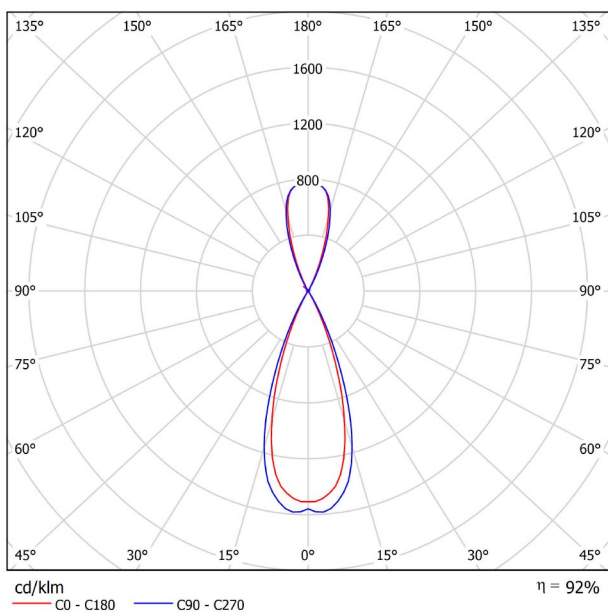


Name	ART SURF DIRECT & INDIRECT DIM DALI 2700K BCNT
Reference	A3431020BCNT
Color	Brushed Copper
RAL	Paint of metallic nanoparticles
Category	SUSPENSION
<b>LIGHTING INFORMATION</b>	
Light source	LED
Gross luminous flux	570 Lm
Power	6,3 W
Power values of the system	7,68 W
Colour temperature	2700 K - Other K, please consult
Colour Rendering Index	CRI>90
Chromatic stability	MacAdam Step 3
Light beam angle	38°
Lighting efficiency	92%
Efficacy	92 Lm/W
Current intensity	700 mA
Dimming	DALI - Other DIM, please consult
Control through bluetooth	Please Consult
Driver	Included
Electrical insulation class	<input type="checkbox"/>
Voltage	220 V/240 V
Frequency	50/60 Hz
Energy efficiency	A+
LED lifespan	L80B10 (Tc=85°C) >60.000h
<b>OTHER DATA</b>	
Ingress Protection	IP20
Cord length	5 m
Fast adjustment tensioner	No
Weight	4024 g.
Packaged weight	4451 g.
Packaging dimensions	1078 × 139 × 89 mm
Units per package	1
Materials	Brass / Acrylonitrile Butadiene Styrene + Polycarbonate

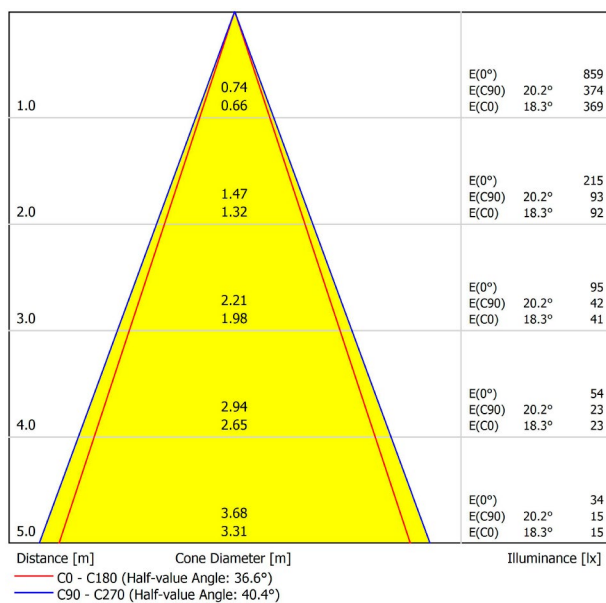



Art Surface is a version that allows it to be installed in places where it is impossible to access the false ceiling. Cement, concrete, vault ... its base, in which the driver locates, allows the luminaire to be installed on all types of surfaces.

POLAR DIAGRAM

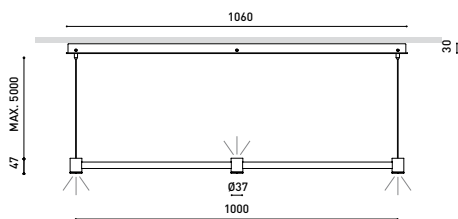


CONICAL DIAGRAM





## DIMENSIONS



## AWARDS

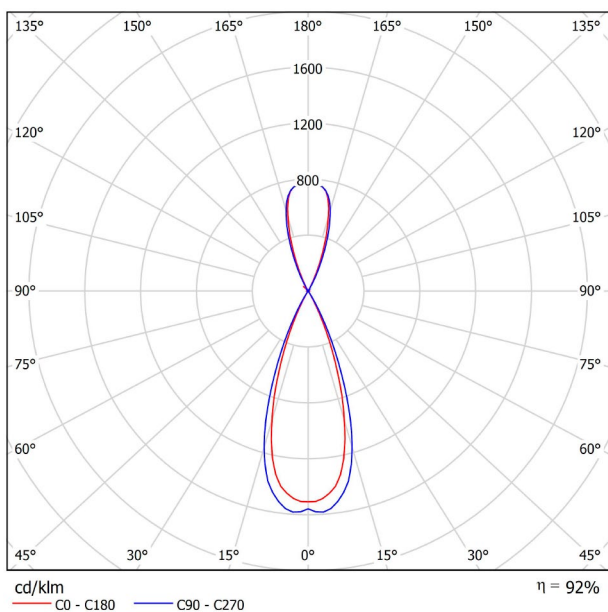


Name	ART SURF DIRECT & INDIRECT DIM DALI 2700K BCWT
Reference	A3431020BCWT
Color	Brushed Copper
RAL	Paint of metallic nanoparticles
Category	SUSPENSION
<b>PRODUCT</b>	
<b>LIGHTING INFORMATION</b>	
Light source	LED
Gross luminous flux	570 Lm
Power	6,3 W
Power values of the system	7,68 W
Colour temperature	2700 K - Other K, please consult
Colour Rendering Index	CRI>90
Chromatic stability	MacAdam Step 3
Light beam angle	38°
Lighting efficiency	92%
Efficacy	92 Lm/W
Current intensity	700 mA
Dimming	DALI - Other DIM, please consult
Control through bluetooth	Please Consult
Driver	Included
Electrical insulation class	<input type="checkbox"/>
Voltage	220 V/240 V
Frequency	50/60 Hz
Energy efficiency	A+
LED lifespan	L80B10 (Tc=85°C) >60.000h
<b>OTHER DATA</b>	
Ingress Protection	IP20
Cord length	5 m
Fast adjustment tensioner	No
Weight	4024 g.
Packaged weight	4451 g.
Packaging dimensions	1078 × 139 × 89 mm
Units per package	1
Materials	Brass / Acrylonitrile Butadiene Styrene + Polycarbonate

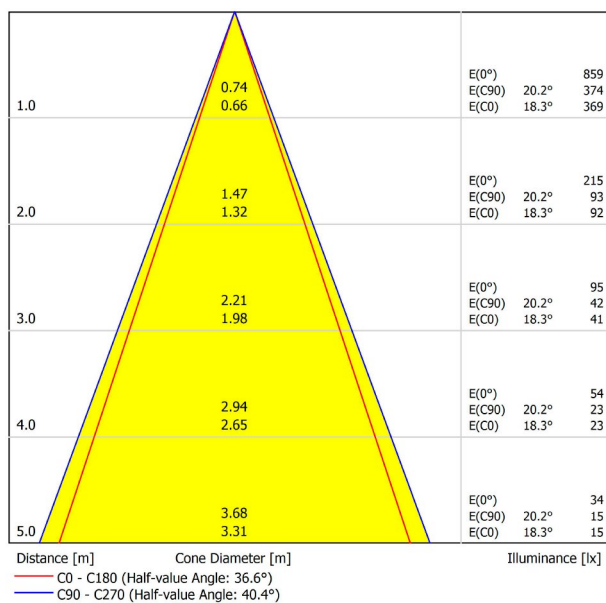


Art Surface is a version that allows it to be installed in places where it is impossible to access the false ceiling. Cement, concrete, vault ... its base, in which the driver locates, allows the luminaire to be installed on all types of surfaces.

POLAR DIAGRAM



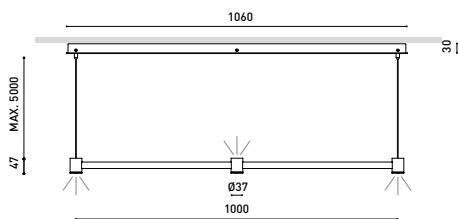
CONICAL DIAGRAM







## DIMENSIONS



## AWARDS

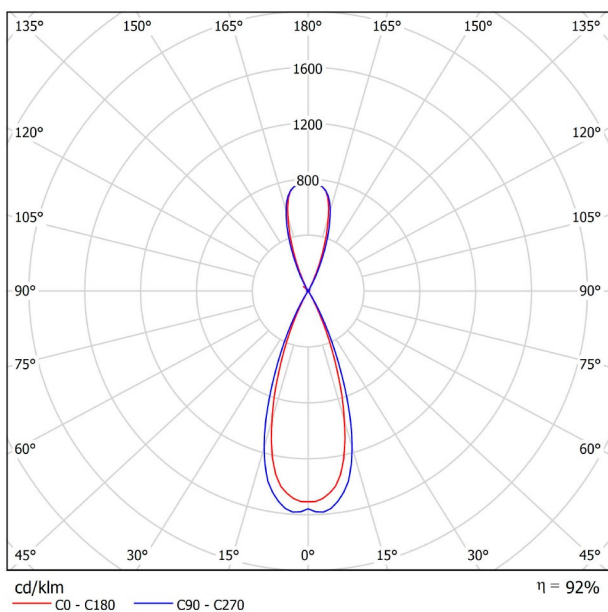


Name	ART SURF DIRECT & INDIRECT DIM DALI 2700K BGNT
Reference	A3431020BGNT
Color	Brushed Gold
RAL	Paint of metallic nanoparticles
Category	SUSPENSION
<b>PRODUCT</b>	
<b>LIGHTING INFORMATION</b>	
Light source	LED
Gross luminous flux	570 Lm
Power	6,3 W
Power values of the system	7,68 W
Colour temperature	2700 K - Other K, please consult
Colour Rendering Index	CRI>90
Chromatic stability	MacAdam Step 3
Light beam angle	38°
Lighting efficiency	92%
Efficacy	92 Lm/W
Current intensity	700 mA
Dimming	DALI - Other DIM, please consult
Control through bluetooth	Please Consult
Driver	Included
Electrical insulation class	<input type="checkbox"/>
Voltage	220 V/240 V
Frequency	50/60 Hz
Energy efficiency	A+
LED lifespan	L80B10 (Tc=85°C) >60.000h
<b>OTHER DATA</b>	
Ingress Protection	IP20
Cord length	5 m
Fast adjustment tensioner	No
Weight	4024 g.
Packaged weight	4451 g.
Packaging dimensions	1078 × 139 × 89 mm
Units per package	1
Materials	Brass / Acrylonitrile Butadiene Styrene + Polycarbonate

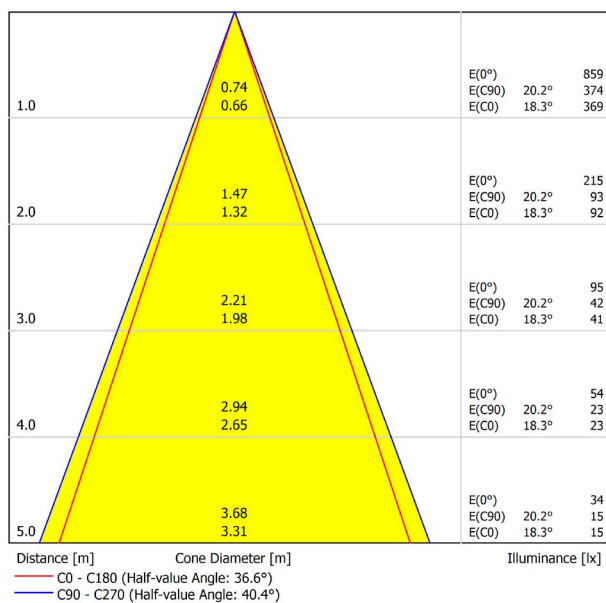


Art Surface is a version that allows it to be installed in places where it is impossible to access the false ceiling. Cement, concrete, vault ... its base, in which the driver locates, allows the luminaire to be installed on all types of surfaces.

POLAR DIAGRAM

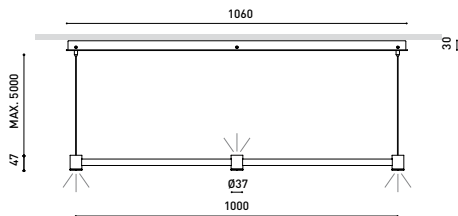


CONICAL DIAGRAM





## DIMENSIONS



## AWARDS

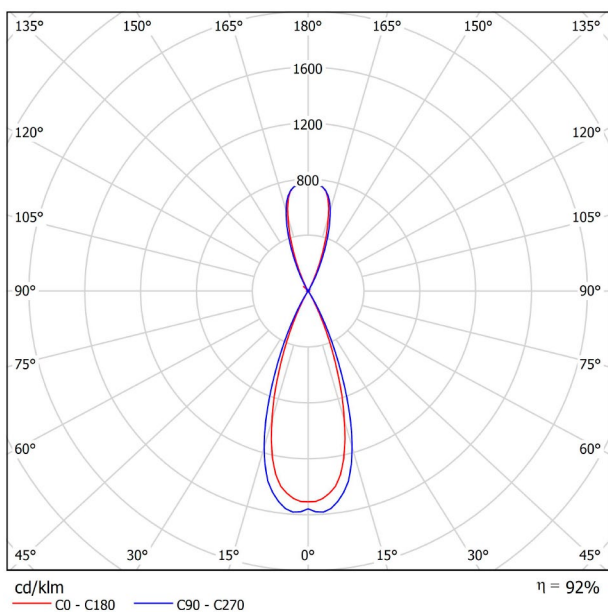


Name	ART SURF DIRECT & INDIRECT DIM DALI 2700K BGWT
Reference	A3431020BGWT
Color	Brushed Gold
RAL	Paint of metallic nanoparticles
Category	SUSPENSION
<b>PRODUCT</b>	
<b>LIGHTING INFORMATION</b>	
Light source	LED
Gross luminous flux	570 Lm
Power	6,3 W
Power values of the system	7,68 W
Colour temperature	2700 K - Other K, please consult
Colour Rendering Index	CRI>90
Chromatic stability	MacAdam Step 3
Light beam angle	38°
Lighting efficiency	92%
Efficacy	92 Lm/W
Current intensity	700 mA
Dimming	DALI - Other DIM, please consult
Control through bluetooth	Please Consult
Driver	Included
Electrical insulation class	<input type="checkbox"/>
Voltage	220 V/240 V
Frequency	50/60 Hz
Energy efficiency	A+
LED lifespan	L80B10 (Tc=85°C) >60.000h
<b>OTHER DATA</b>	
Ingress Protection	IP20
Cord length	5 m
Fast adjustment tensioner	No
Weight	4024 g.
Packaged weight	4451 g.
Packaging dimensions	1078 × 139 × 89 mm
Units per package	1
Materials	Brass / Acrylonitrile Butadiene Styrene + Polycarbonate

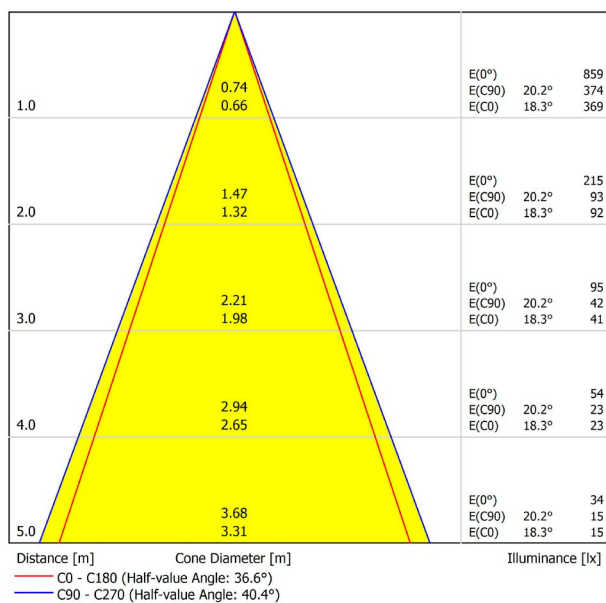


Art Surface is a version that allows it to be installed in places where it is impossible to access the false ceiling. Cement, concrete, vault ... its base, in which the driver locates, allows the luminaire to be installed on all types of surfaces.

POLAR DIAGRAM

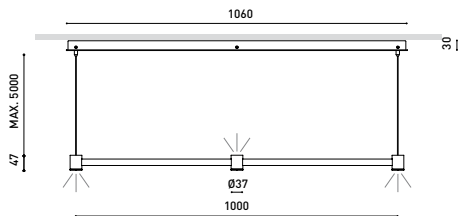


CONICAL DIAGRAM





## DIMENSIONS



## AWARDS



Name	ART SURF DIRECT & INDIRECT DIM DALI 2700K NTNT
Reference	A3431020NTNT
Color	Textured black
RAL	9005
Category	SUSPENSION

## PRODUCT

ART SURF DIRECT &amp; INDIRECT DIM DALI 2700K NTNT

A3431020NTNT

Textured black

9005

SUSPENSION

## LIGHTING INFORMATION

Light source	LED
Gross luminous flux	570 Lm
Power	6,3 W
Power values of the system	7,68 W
Colour temperature	2700 K - Other K, please consult
Colour Rendering Index	CRI>90
Chromatic stability	MacAdam Step 3
Light beam angle	38°
Lighting efficiency	92%
Efficacy	92 Lm/W
Current intensity	700 mA
Dimming	DALI - Other DIM, please consult
Control through bluetooth	Please Consult
Driver	Included
Electrical insulation class	<input type="checkbox"/>
Voltage	220 V/240 V
Frequency	50/60 Hz
Energy efficiency	A+
LED lifespan	L80B10 (Tc=85°C) >60.000h

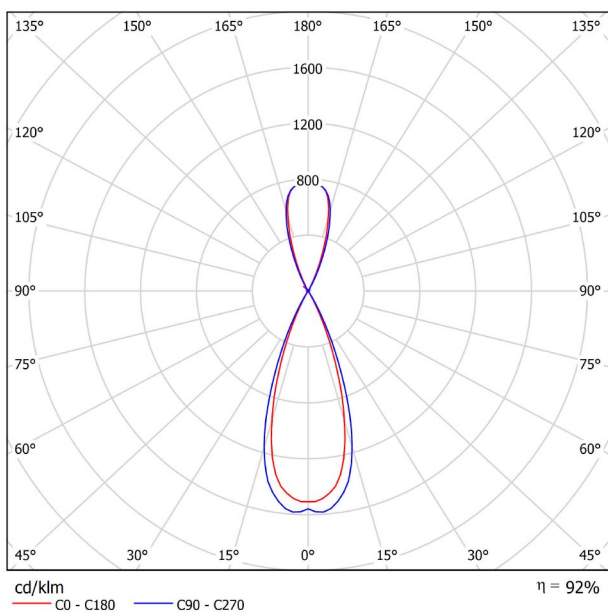
## OTHER DATA

Ingress Protection	IP20
Cord length	5 m
Fast adjustment tensioner	No
Weight	4024 g.
Packaged weight	4451 g.
Packaging dimensions	1078 × 139 × 89 mm
Units per package	1
Materials	Brass / Acrylonitrile Butadiene Styrene + Polycarbonate

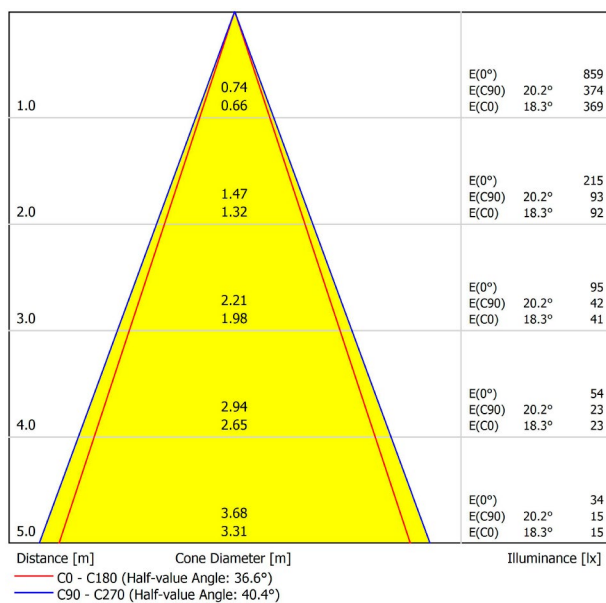


Art Surface is a version that allows it to be installed in places where it is impossible to access the false ceiling. Cement, concrete, vault ... its base, in which the driver locates, allows the luminaire to be installed on all types of surfaces.

POLAR DIAGRAM

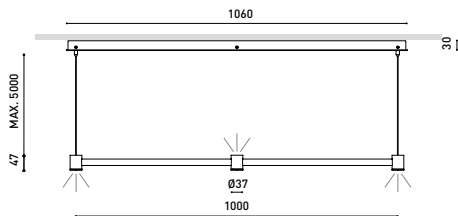


CONICAL DIAGRAM





## DIMENSIONS



## AWARDS

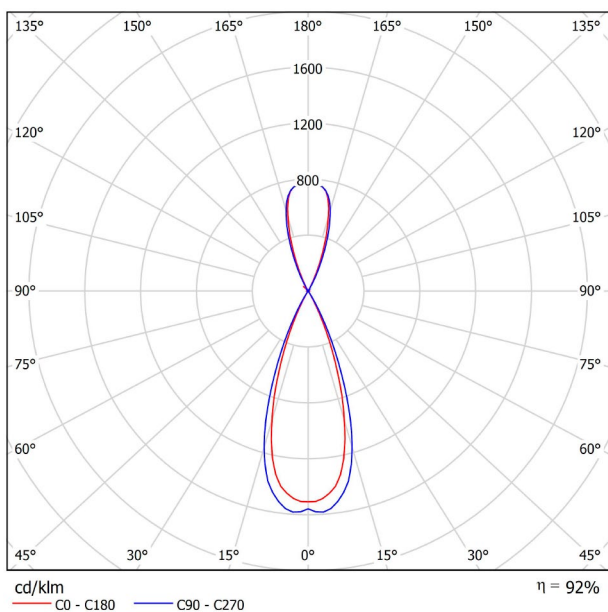


Name	ART SURF DIRECT & INDIRECT DIM DALI 2700K NTWT
Reference	A3431020NTWT
Color	Textured black
RAL	9005
Category	SUSPENSION
<b>PRODUCT</b>	
<b>LIGHTING INFORMATION</b>	
Light source	LED
Gross luminous flux	570 Lm
Power	6,3 W
Power values of the system	7,68 W
Colour temperature	2700 K - Other K, please consult
Colour Rendering Index	CRI>90
Chromatic stability	MacAdam Step 3
Light beam angle	38°
Lighting efficiency	92%
Efficacy	92 Lm/W
Current intensity	700 mA
Dimming	DALI - Other DIM, please consult
Control through bluetooth	Please Consult
Driver	Included
Electrical insulation class	<input type="checkbox"/>
Voltage	220 V/240 V
Frequency	50/60 Hz
Energy efficiency	A+
LED lifespan	L80B10 (Tc=85°C) >60.000h
<b>OTHER DATA</b>	
Ingress Protection	IP20
Cord length	5 m
Fast adjustment tensioner	No
Weight	4024 g.
Packaged weight	4451 g.
Packaging dimensions	1078 × 139 × 89 mm
Units per package	1
Materials	Brass / Acrylonitrile Butadiene Styrene + Polycarbonate

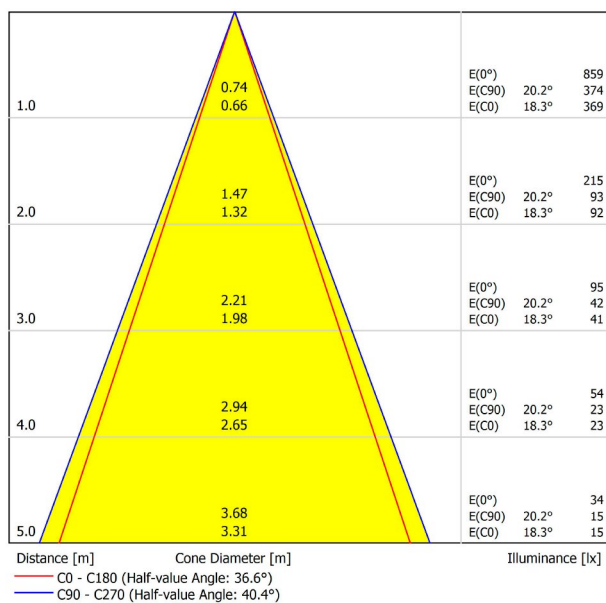


Art Surface is a version that allows it to be installed in places where it is impossible to access the false ceiling. Cement, concrete, vault ... its base, in which the driver locates, allows the luminaire to be installed on all types of surfaces.

POLAR DIAGRAM



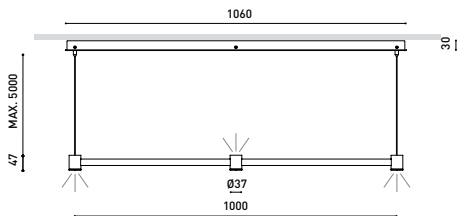
CONICAL DIAGRAM







## DIMENSIONS



## AWARDS



## PRODUCT

Name	ART SURF DIRECT & INDIRECT DIM DALI 2700K WTNT
Reference	A3431020WTNT
Color	Textured white
RAL	9016
Category	SUSPENSION

## LIGHTING INFORMATION

Light source	LED
Gross luminous flux	570 Lm
Power	6,3 W
Power values of the system	7,68 W
Colour temperature	2700 K - Other K, please consult
Colour Rendering Index	CRI>90
Chromatic stability	MacAdam Step 3
Light beam angle	38°
Lighting efficiency	92%
Efficacy	97 Lm/W
Current intensity	700 mA
Dimming	DALI - Other DIM, please consult
Control through bluetooth	Please Consult
Driver	Included
Electrical insulation class	<input type="checkbox"/>
Voltage	220 V/240 V
Frequency	50/60 Hz
Energy efficiency	A+
LED lifespan	L80B10 (Tc=85°C) >60.000h

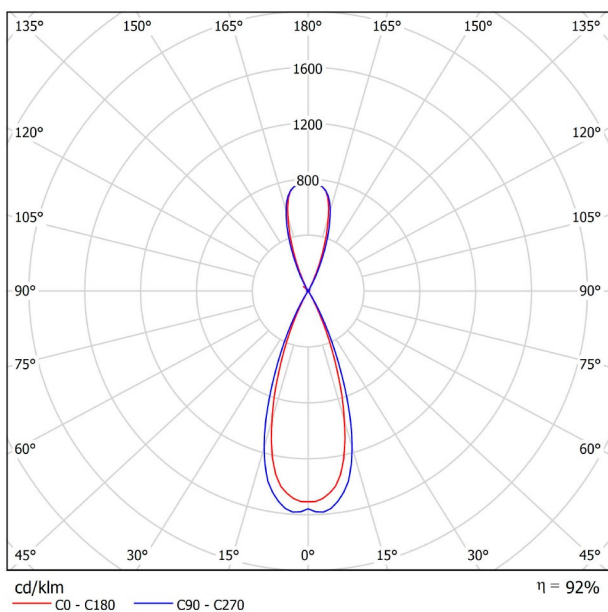
## OTHER DATA

Ingress Protection	IP20
Cord length	5 m
Fast adjustment tensioner	No
Weight	4024 g.
Packaged weight	4451 g.
Packaging dimensions	1078 × 139 × 89 mm
Units per package	1
Materials	Brass / Acrylonitrile Butadiene Styrene + Polycarbonate

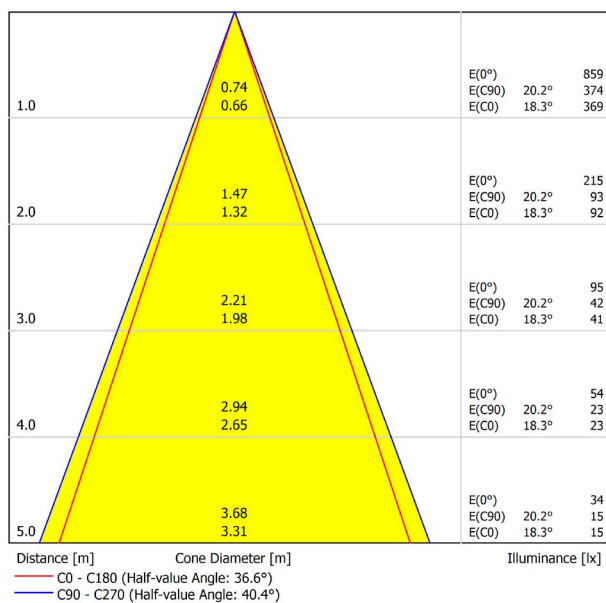


Art Surface is a version that allows it to be installed in places where it is impossible to access the false ceiling. Cement, concrete, vault ... its base, in which the driver locates, allows the luminaire to be installed on all types of surfaces.

POLAR DIAGRAM

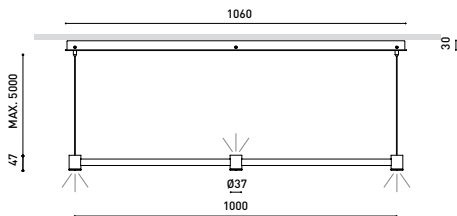


CONICAL DIAGRAM





## DIMENSIONS



## AWARDS



## PRODUCT

Name	ART SURF DIRECT & INDIRECT DIM DALI 2700K WTWT
Reference	A3431020WTWT
Color	Textured white
RAL	9016
Category	SUSPENSION

## LIGHTING INFORMATION

Light source	LED
Gross luminous flux	570 Lm
Power	6,3 W
Power values of the system	7,68 W
Colour temperature	2700 K - Other K, please consult
Colour Rendering Index	CRI>90
Chromatic stability	MacAdam Step 3
Light beam angle	38°
Lighting efficiency	92%
Efficacy	97 Lm/W
Current intensity	700 mA
Dimming	DALI - Other DIM, please consult
Control through bluetooth	Please Consult
Driver	Included
Electrical insulation class	<input type="checkbox"/>
Voltage	220 V/240 V
Frequency	50/60 Hz
Energy efficiency	A+
LED lifespan	L80B10 (Tc=85°C) >60.000h

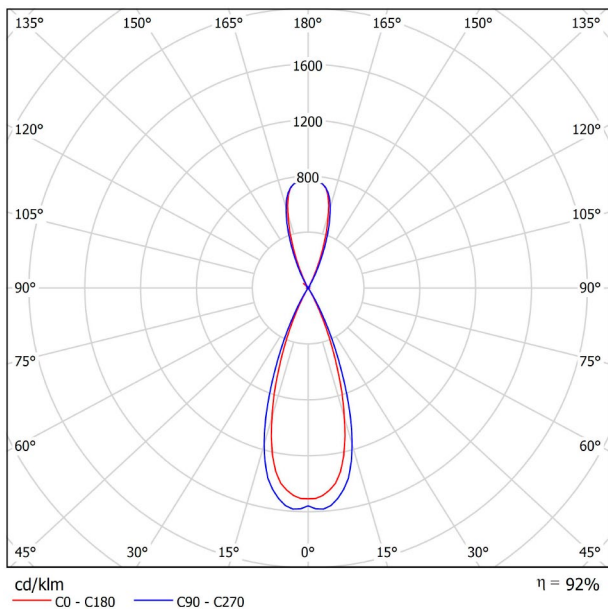
## OTHER DATA

Ingress Protection	IP20
Cord length	5 m
Fast adjustment tensioner	No
Weight	4024 g.
Packaged weight	4451 g.
Packaging dimensions	1078 × 139 × 89 mm
Units per package	1
Materials	Brass / Acrylonitrile Butadiene Styrene + Polycarbonate

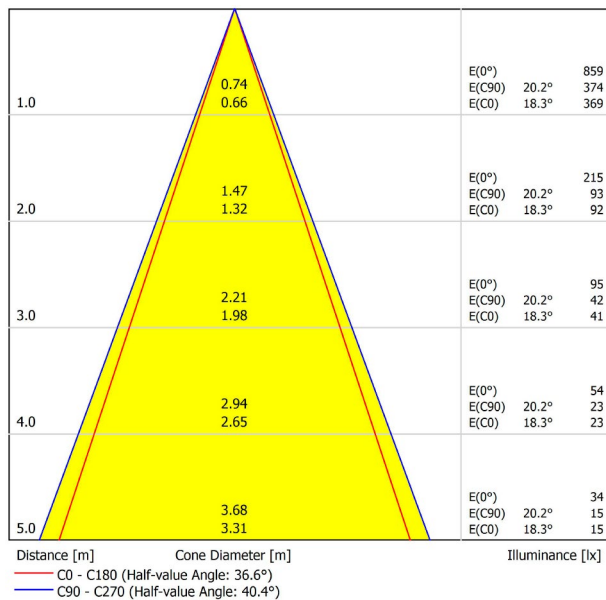



Art Surface is a version that allows it to be installed in places where it is impossible to access the false ceiling. Cement, concrete, vault ... its base, in which the driver locates, allows the luminaire to be installed on all types of surfaces.

POLAR DIAGRAM

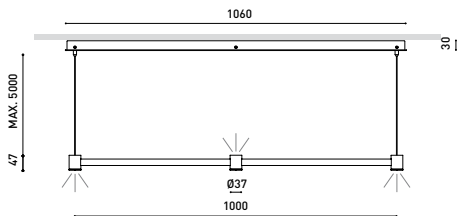


CONICAL DIAGRAM





## DIMENSIONS



## AWARDS

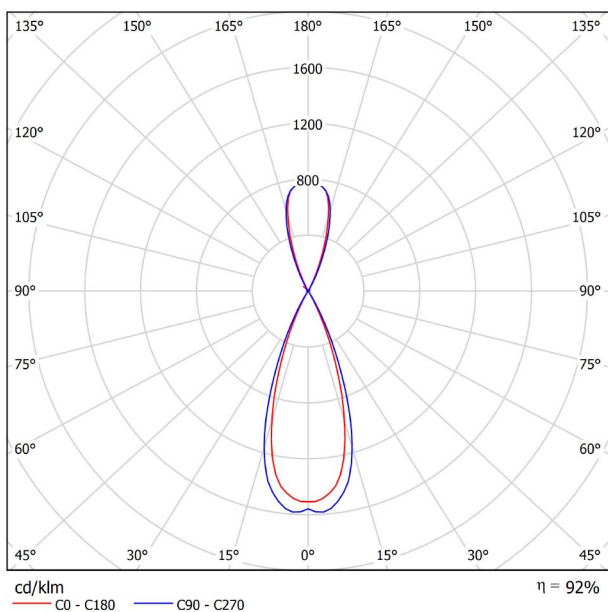


Name	ART SURF DIRECT & INDIRECT DIM DALI 3000K BCNT
Reference	A3431021BCNT
Color	Brushed Copper
RAL	Paint of metallic nanoparticles
Category	SUSPENSION
<b>PRODUCT</b>	
<b>LIGHTING INFORMATION</b>	
Light source	LED
Gross luminous flux	630 Lm
Power	6,3 W
Power values of the system	7,68 W
Colour temperature	3000 K - Other K, please consult
Colour Rendering Index	CRI>90
Chromatic stability	MacAdam Step 3
Light beam angle	38°
Lighting efficiency	92%
Efficacy	97 Lm/W
Current intensity	700 mA
Dimming	DALI - Other DIM, please consult
Control through bluetooth	Please Consult
Driver	Included
Electrical insulation class	<input type="checkbox"/>
Voltage	220 V/240 V
Frequency	50/60 Hz
Energy efficiency	A+
LED lifespan	L80B10 (Tc=85°C) >60.000h
<b>OTHER DATA</b>	
Ingress Protection	IP20
Cord length	5 m
Fast adjustment tensioner	No
Weight	4024 g.
Packaged weight	4451 g.
Packaging dimensions	1078 × 139 × 89 mm
Units per package	1
Materials	Brass / Acrylonitrile Butadiene Styrene + Polycarbonate

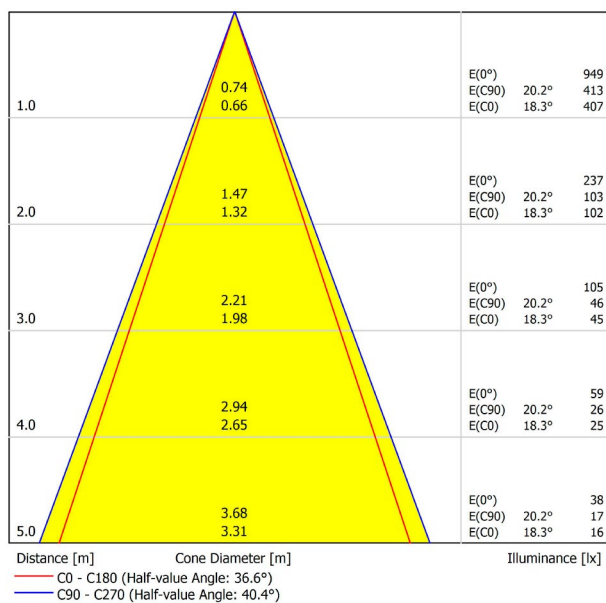



Art Surface is a version that allows it to be installed in places where it is impossible to access the false ceiling. Cement, concrete, vault ... its base, in which the driver locates, allows the luminaire to be installed on all types of surfaces.

POLAR DIAGRAM

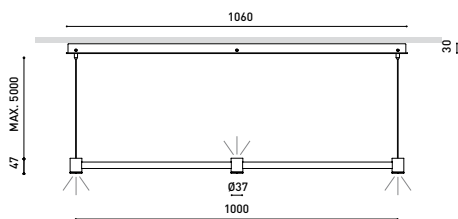


CONICAL DIAGRAM





## DIMENSIONS



## AWARDS

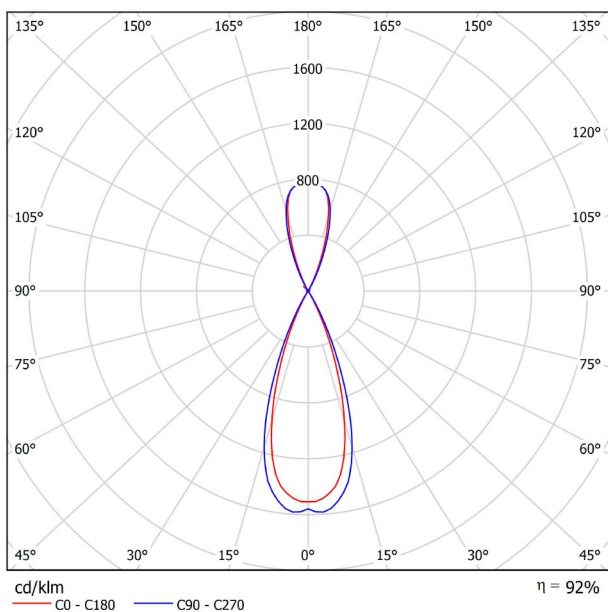


Name	ART SURF DIRECT & INDIRECT DIM DALI 3000K BCWT
Reference	A3431021BCWT
Color	Brushed Copper
RAL	Paint of metallic nanoparticles
Category	SUSPENSION
<b>PRODUCT</b>	
<b>LIGHTING INFORMATION</b>	
Light source	LED
Gross luminous flux	630 Lm
Power	6,3 W
Power values of the system	7,68 W
Colour temperature	3000 K - Other K, please consult
Colour Rendering Index	CRI>90
Chromatic stability	MacAdam Step 3
Light beam angle	38°
Lighting efficiency	92%
Efficacy	97 Lm/W
Current intensity	700 mA
Dimming	DALI - Other DIM, please consult
Control through bluetooth	Please Consult
Driver	Included
Electrical insulation class	<input type="checkbox"/>
Voltage	220 V/240 V
Frequency	50/60 Hz
Energy efficiency	A+
LED lifespan	L80B10 (Tc=85°C) >60.000h
<b>OTHER DATA</b>	
Ingress Protection	IP20
Cord length	5 m
Fast adjustment tensioner	No
Weight	4024 g.
Packaged weight	4451 g.
Packaging dimensions	1078 × 139 × 89 mm
Units per package	1
Materials	Brass / Acrylonitrile Butadiene Styrene + Polycarbonate

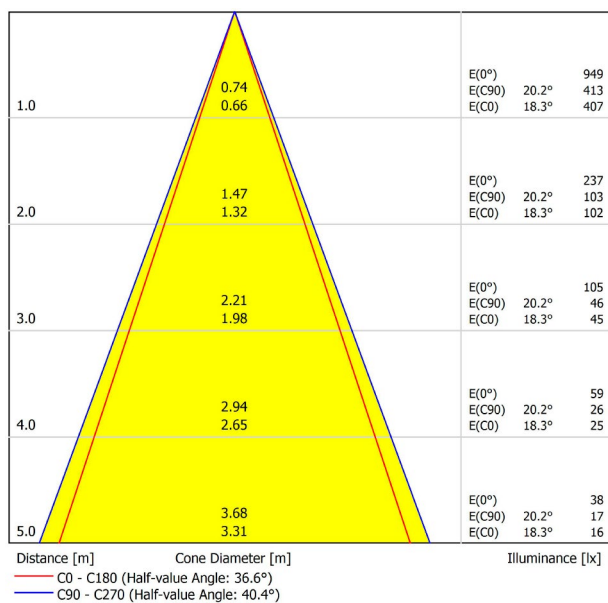


Art Surface is a version that allows it to be installed in places where it is impossible to access the false ceiling. Cement, concrete, vault ... its base, in which the driver locates, allows the luminaire to be installed on all types of surfaces.

POLAR DIAGRAM



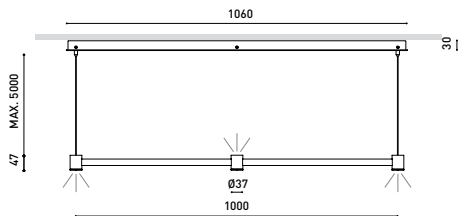
CONICAL DIAGRAM







## DIMENSIONS



## AWARDS

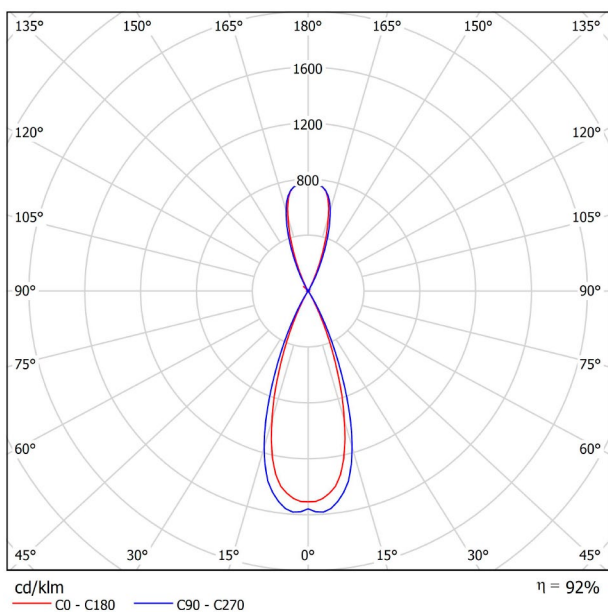


Name	ART SURF DIRECT & INDIRECT DIM DALI 3000K BGNT
Reference	A3431021BGNT
Color	Brushed Gold
RAL	Paint of metallic nanoparticles
Category	SUSPENSION
<b>LIGHTING INFORMATION</b>	
Light source	LED
Gross luminous flux	630 Lm
Power	6,3 W
Power values of the system	7,68 W
Colour temperature	3000 K - Other K, please consult
Colour Rendering Index	CRI>90
Chromatic stability	MacAdam Step 3
Light beam angle	38°
Lighting efficiency	92%
Efficacy	97 Lm/W
Current intensity	700 mA
Dimming	DALI - Other DIM, please consult
Control through bluetooth	Please Consult
Driver	Included
Electrical insulation class	<input type="checkbox"/>
Voltage	220 V/240 V
Frequency	50/60 Hz
Energy efficiency	A+
LED lifespan	L80B10 (Tc=85°C) >60.000h
<b>OTHER DATA</b>	
Ingress Protection	IP20
Cord length	5 m
Fast adjustment tensioner	No
Weight	4024 g.
Packaged weight	4451 g.
Packaging dimensions	1078 × 139 × 89 mm
Units per package	1
Materials	Brass / Acrylonitrile Butadiene Styrene + Polycarbonate

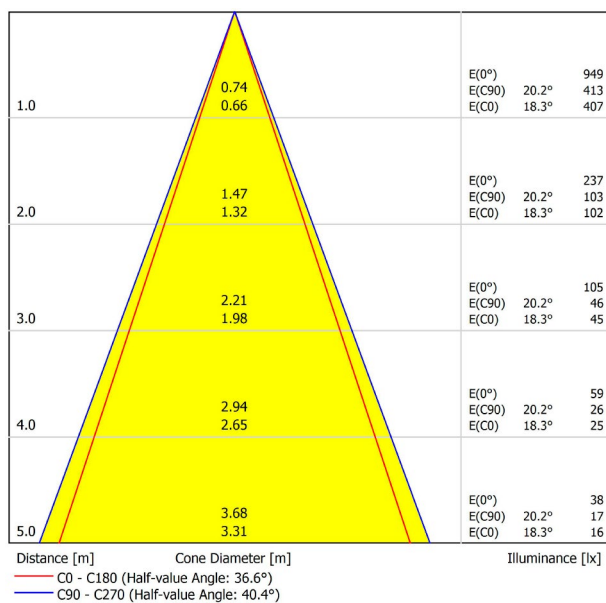


Art Surface is a version that allows it to be installed in places where it is impossible to access the false ceiling. Cement, concrete, vault ... its base, in which the driver locates, allows the luminaire to be installed on all types of surfaces.

POLAR DIAGRAM

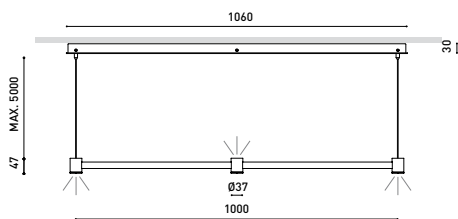


CONICAL DIAGRAM





## DIMENSIONS



## AWARDS

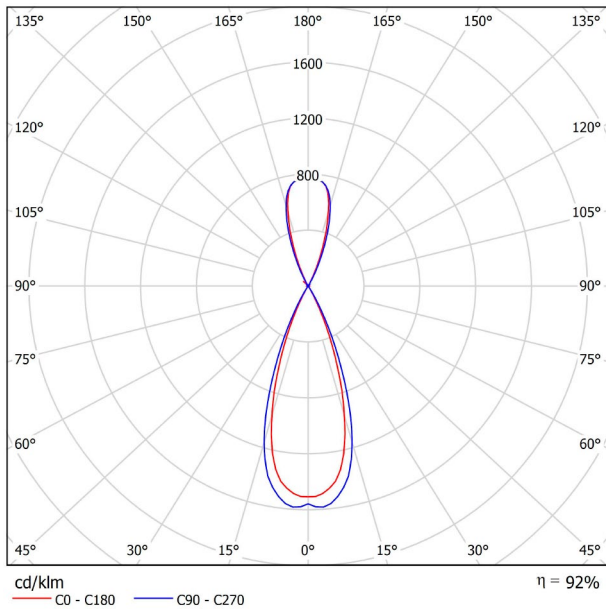


Name	ART SURF DIRECT & INDIRECT DIM DALI 3000K BGWT
Reference	A3431021BGWT
Color	Brushed Gold
RAL	Paint of metallic nanoparticles
Category	SUSPENSION
<b>PRODUCT</b>	
<b>LIGHTING INFORMATION</b>	
Light source	LED
Gross luminous flux	630 Lm
Power	6,3 W
Power values of the system	7,68 W
Colour temperature	3000 K - Other K, please consult
Colour Rendering Index	CRI>90
Chromatic stability	MacAdam Step 3
Light beam angle	38°
Lighting efficiency	92%
Efficacy	97 Lm/W
Current intensity	700 mA
Dimming	DALI - Other DIM, please consult
Control through bluetooth	Please Consult
Driver	Included
Electrical insulation class	<input type="checkbox"/>
Voltage	220 V/240 V
Frequency	50/60 Hz
Energy efficiency	A+
LED lifespan	L80B10 (Tc=85°C) >60.000h
<b>OTHER DATA</b>	
Ingress Protection	IP20
Cord length	5 m
Fast adjustment tensioner	No
Weight	4024 g.
Packaged weight	4451 g.
Packaging dimensions	1078 × 139 × 89 mm
Units per package	1
Materials	Brass / Acrylonitrile Butadiene Styrene + Polycarbonate

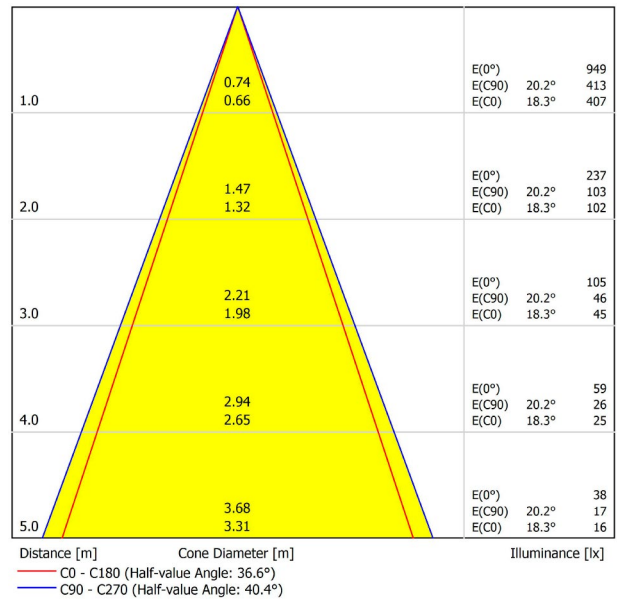


Art Surface is a version that allows it to be installed in places where it is impossible to access the false ceiling. Cement, concrete, vault ... its base, in which the driver locates, allows the luminaire to be installed on all types of surfaces.

POLAR DIAGRAM

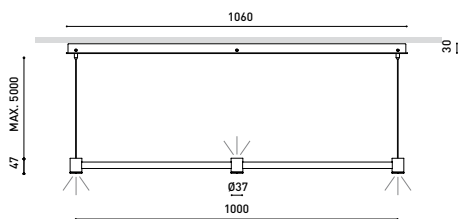


CONICAL DIAGRAM





## DIMENSIONS



## AWARDS

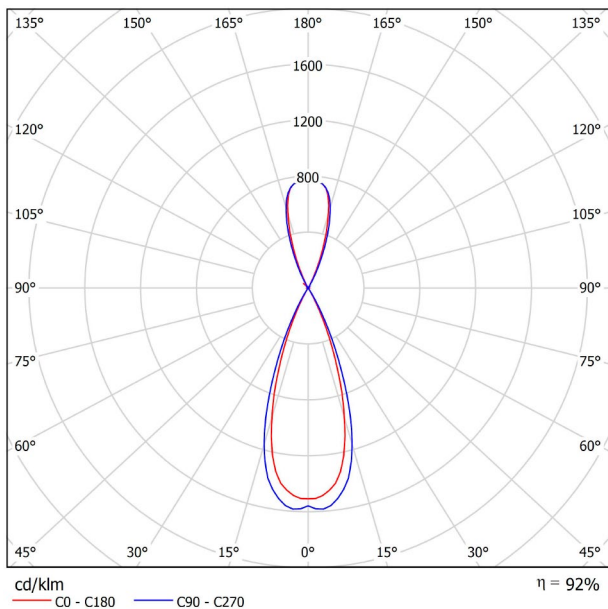


Name	ART SURF DIRECT & INDIRECT DIM DALI 3000K NTNT
Reference	A3431021NTNT
Color	Textured black
RAL	9005
Category	SUSPENSION
<b>PRODUCT</b>	
<b>LIGHTING INFORMATION</b>	
Light source	LED
Gross luminous flux	630 Lm
Power	6,3 W
Power values of the system	7,68 W
Colour temperature	3000 K - Other K, please consult
Colour Rendering Index	CRI>90
Chromatic stability	MacAdam Step 3
Light beam angle	38°
Lighting efficiency	92%
Efficacy	97 Lm/W
Current intensity	700 mA
Dimming	DALI - Other DIM, please consult
Control through bluetooth	Please Consult
Driver	Included
Electrical insulation class	<input type="checkbox"/>
Voltage	220 V/240 V
Frequency	50/60 Hz
Energy efficiency	A+
LED lifespan	L80B10 (Tc=85°C) >60.000h
<b>OTHER DATA</b>	
Ingress Protection	IP20
Cord length	5 m
Fast adjustment tensioner	No
Weight	4024 g.
Packaged weight	4451 g.
Packaging dimensions	1078 × 139 × 89 mm
Units per package	1
Materials	Brass / Acrylonitrile Butadiene Styrene + Polycarbonate

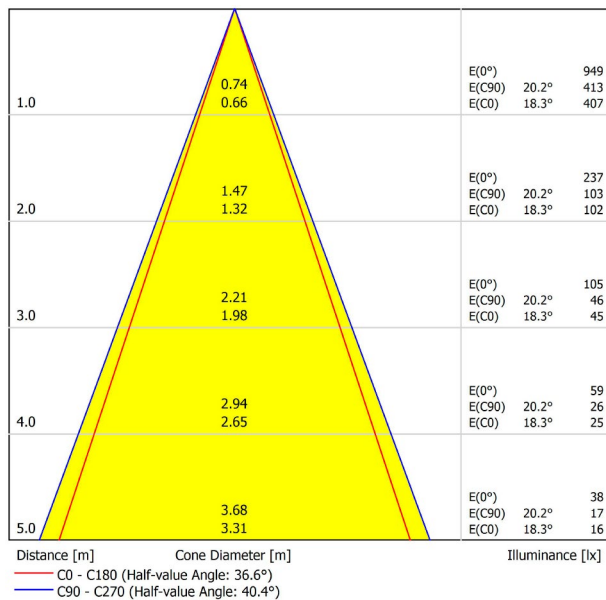


Art Surface is a version that allows it to be installed in places where it is impossible to access the false ceiling. Cement, concrete, vault ... its base, in which the driver locates, allows the luminaire to be installed on all types of surfaces.

POLAR DIAGRAM

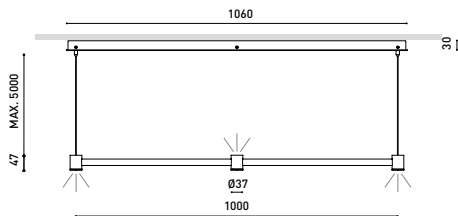


CONICAL DIAGRAM





## DIMENSIONS



## AWARDS



Name	ART SURF DIRECT & INDIRECT DIM DALI 3000K NTWT
Reference	A3431021NTWT
Color	Textured black
RAL	9005
Category	SUSPENSION

## PRODUCT

ART SURF DIRECT &amp; INDIRECT DIM DALI 3000K NTWT

A3431021NTWT

Textured black

9005

SUSPENSION

## LIGHTING INFORMATION

Light source	LED
Gross luminous flux	630 Lm
Power	6,3 W
Power values of the system	7,68 W
Colour temperature	3000 K - Other K, please consult
Colour Rendering Index	CRI>90
Chromatic stability	MacAdam Step 3
Light beam angle	38°
Lighting efficiency	92%
Efficacy	97 Lm/W
Current intensity	700 mA
Dimming	DALI - Other DIM, please consult
Control through bluetooth	Please Consult
Driver	Included
Electrical insulation class	□
Voltage	220 V/240 V
Frequency	50/60 Hz
Energy efficiency	A+
LED lifespan	L80B10 (Tc=85°C) >60.000h

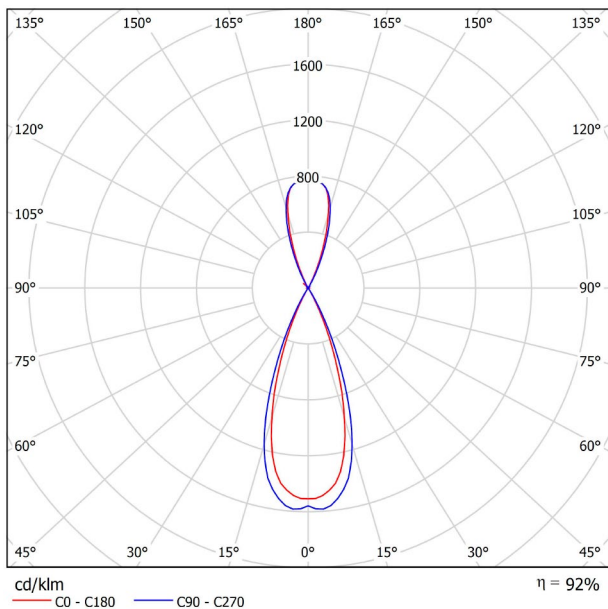
## OTHER DATA

Ingress Protection	IP20
Cord length	5 m
Fast adjustment tensioner	No
Weight	4024 g.
Packaged weight	4451 g.
Packaging dimensions	1078 × 139 × 89 mm
Units per package	1
Materials	Brass / Acrylonitrile Butadiene Styrene + Polycarbonate

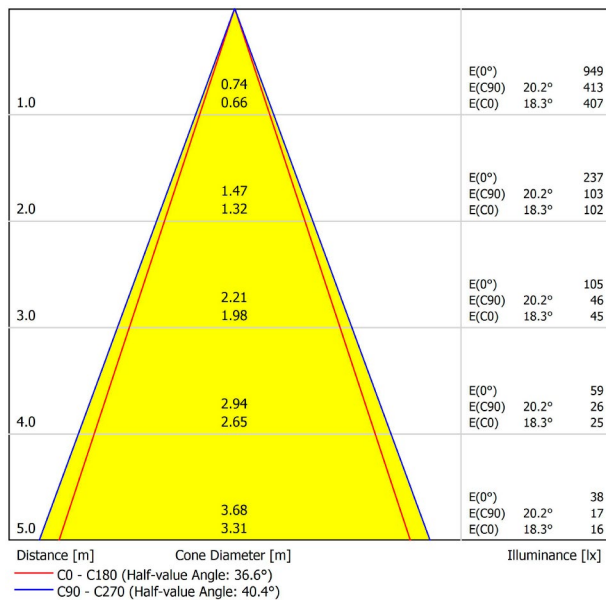


Art Surface is a version that allows it to be installed in places where it is impossible to access the false ceiling. Cement, concrete, vault ... its base, in which the driver locates, allows the luminaire to be installed on all types of surfaces.

POLAR DIAGRAM



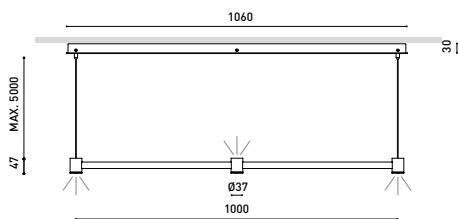
CONICAL DIAGRAM







## DIMENSIONS



## AWARDS

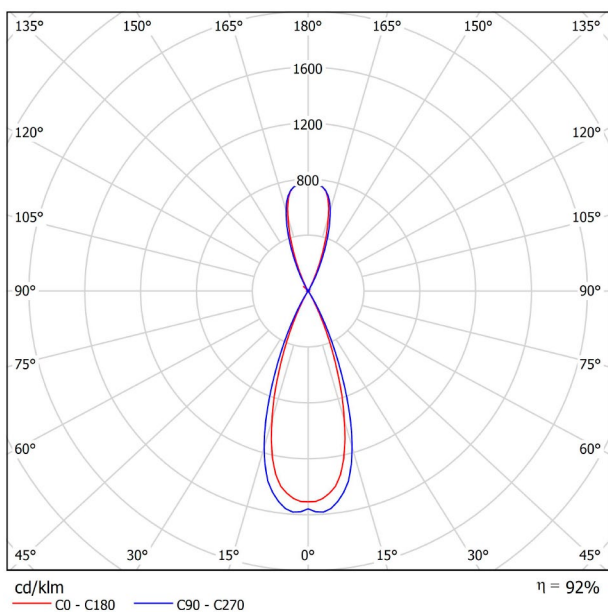


Name	ART SURF DIRECT & INDIRECT DIM DALI 3000K WTNT
Reference	A3431021WTNT
Color	Textured white
RAL	9016
Category	SUSPENSION
<b>PRODUCT</b>	
<b>LIGHTING INFORMATION</b>	
Light source	LED
Gross luminous flux	630 Lm
Power	6,3 W
Power values of the system	7,68 W
Colour temperature	3000 K - Other K, please consult
Colour Rendering Index	CRI>90
Chromatic stability	MacAdam Step 3
Light beam angle	38°
Lighting efficiency	92%
Efficacy	105 Lm/W
Current intensity	700 mA
Dimming	DALI - Other DIM, please consult
Control through bluetooth	Please Consult
Driver	Included
Electrical insulation class	<input type="checkbox"/>
Voltage	220 V/240 V
Frequency	50/60 Hz
Energy efficiency	A+
LED lifespan	L80B10 (Tc=85°C) >60.000h
<b>OTHER DATA</b>	
Ingress Protection	IP20
Cord length	5 m
Fast adjustment tensioner	No
Weight	4024 g.
Packaged weight	4451 g.
Packaging dimensions	1078 × 139 × 89 mm
Units per package	1
Materials	Brass / Acrylonitrile Butadiene Styrene + Polycarbonate

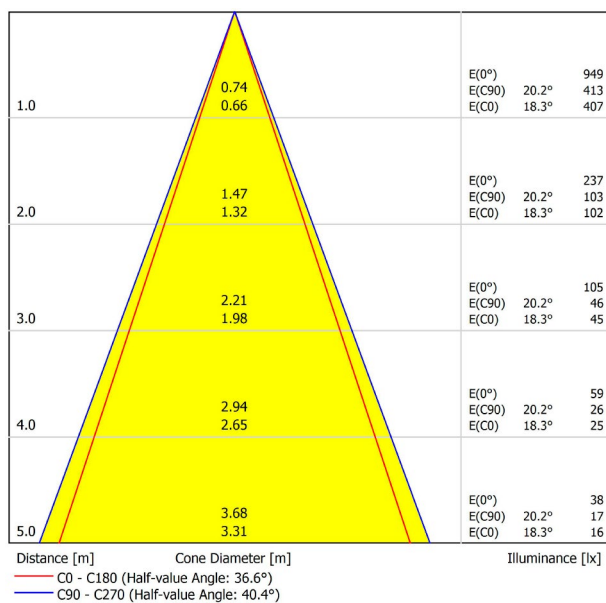


Art Surface is a version that allows it to be installed in places where it is impossible to access the false ceiling. Cement, concrete, vault ... its base, in which the driver locates, allows the luminaire to be installed on all types of surfaces.

POLAR DIAGRAM

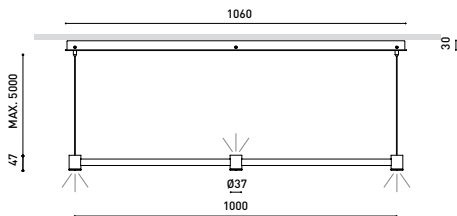


CONICAL DIAGRAM





## DIMENSIONS



## AWARDS

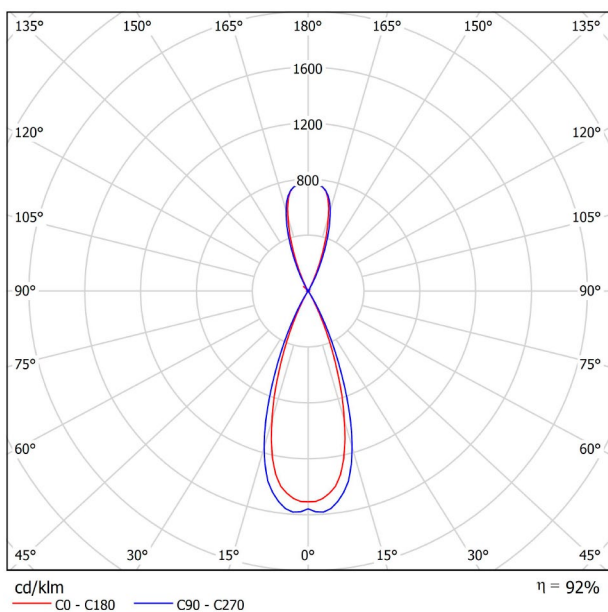


Name	ART SURF DIRECT & INDIRECT DIM DALI 3000K WTWT
Reference	A3431021WTWT
Color	Textured white
RAL	9016
Category	SUSPENSION
<b>PRODUCT</b>	
<b>LIGHTING INFORMATION</b>	
Light source	LED
Gross luminous flux	630 Lm
Power	6,3 W
Power values of the system	7,68 W
Colour temperature	3000 K - Other K, please consult
Colour Rendering Index	CRI>90
Chromatic stability	MacAdam Step 3
Light beam angle	38°
Lighting efficiency	92%
Efficacy	105 Lm/W
Current intensity	700 mA
Dimming	DALI - Other DIM, please consult
Control through bluetooth	Please Consult
Driver	Included
Electrical insulation class	<input type="checkbox"/>
Voltage	220 V/240 V
Frequency	50/60 Hz
Energy efficiency	A+
LED lifespan	L80B10 (Tc=85°C) >60.000h
<b>OTHER DATA</b>	
Ingress Protection	IP20
Cord length	5 m
Fast adjustment tensioner	No
Weight	4024 g.
Packaged weight	4451 g.
Packaging dimensions	1078 × 139 × 89 mm
Units per package	1
Materials	Brass / Acrylonitrile Butadiene Styrene + Polycarbonate

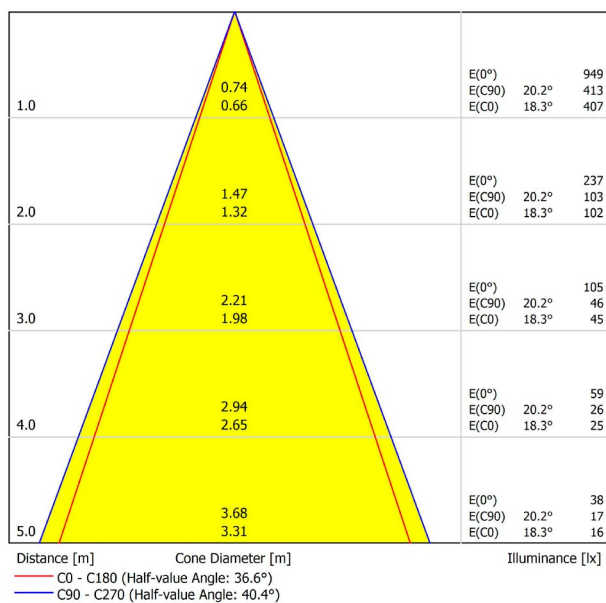



Art Surface is a version that allows it to be installed in places where it is impossible to access the false ceiling. Cement, concrete, vault ... its base, in which the driver locates, allows the luminaire to be installed on all types of surfaces.

POLAR DIAGRAM

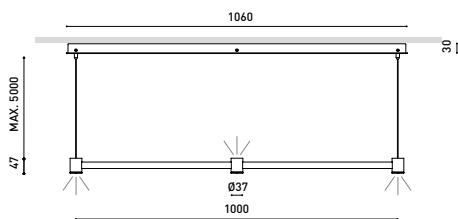


CONICAL DIAGRAM





## DIMENSIONS



## AWARDS



## PRODUCT

Name	ART SURF DIRECT & INDIRECT 2700K BCNT
Reference	A3431010BCNT
Color	Brushed Copper
RAL	Paint of metallic nanoparticles
Category	SUSPENSION

## LIGHTING INFORMATION

Light source	LED
Gross luminous flux	570 Lm
Power	6,3 W
Power values of the system	7,00 W
Colour temperature	2700 K - Other K, please consult
Colour Rendering Index	CRI>90
Chromatic stability	MacAdam Step 3
Light beam angle	38°
Lighting efficiency	92%
Efficacy	97 Lm/W
Current intensity	700 mA
Dimming	No Dim - Other DIM, please consult
Control through bluetooth	Please Consult
Driver	Included
Electrical insulation class	<input type="checkbox"/>
Voltage	220 V/240 V
Frequency	50/60 Hz
Energy efficiency	A+
LED lifespan	L80B10 (Tc=85°C) >60.000h

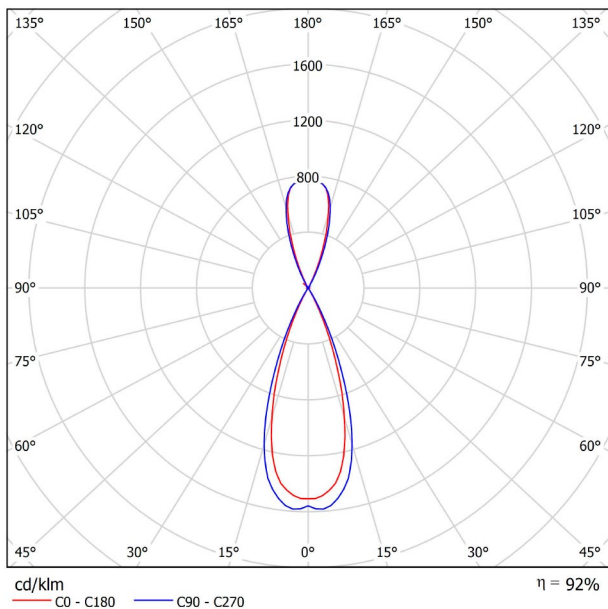
## OTHER DATA

Ingress Protection	IP20
Cord length	5 m
Fast adjustment tensioner	No
Weight	4024 g.
Packaged weight	4451 g.
Packaging dimensions	1078 × 139 × 89 mm
Units per package	1
Materials	Brass / Acrylonitrile Butadiene Styrene + Polycarbonate

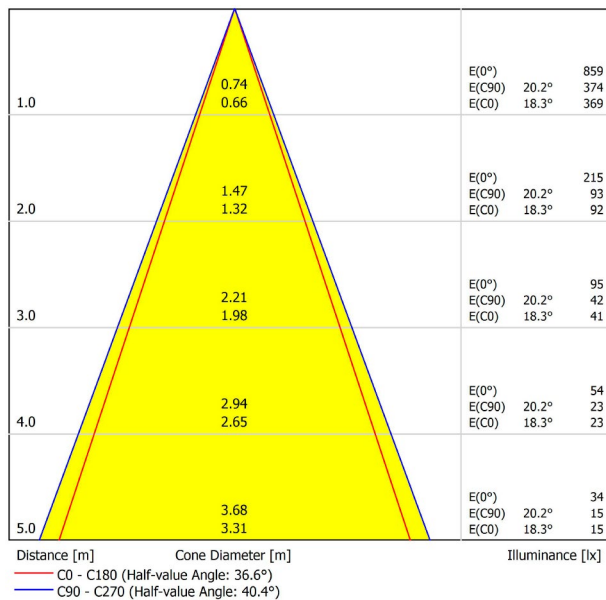



Art Surface is a version that allows it to be installed in places where it is impossible to access the false ceiling. Cement, concrete, vault ... its base, in which the driver locates, allows the luminaire to be installed on all types of surfaces.

POLAR DIAGRAM

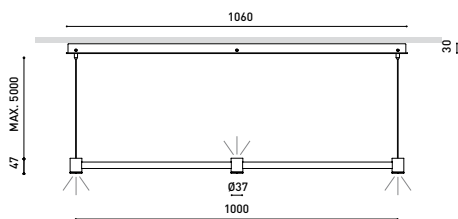


CONICAL DIAGRAM





## DIMENSIONS



## AWARDS



## PRODUCT

Name	ART SURF DIRECT & INDIRECT 2700K BCWT
Reference	A3431010BCWT
Color	Brushed Copper
RAL	Paint of metallic nanoparticles
Category	SUSPENSION

## LIGHTING INFORMATION

Light source	LED
Gross luminous flux	570 Lm
Power	6,3 W
Power values of the system	7,00 W
Colour temperature	2700 K - Other K, please consult
Colour Rendering Index	CRI>90
Chromatic stability	MacAdam Step 3
Light beam angle	38°
Lighting efficiency	92%
Efficacy	97 Lm/W
Current intensity	700 mA
Dimming	No Dim - Other DIM, please consult
Control through bluetooth	Please Consult
Driver	Included
Electrical insulation class	<input type="checkbox"/>
Voltage	220 V/240 V
Frequency	50/60 Hz
Energy efficiency	A+
LED lifespan	L80B10 (Tc=85°C) >60.000h

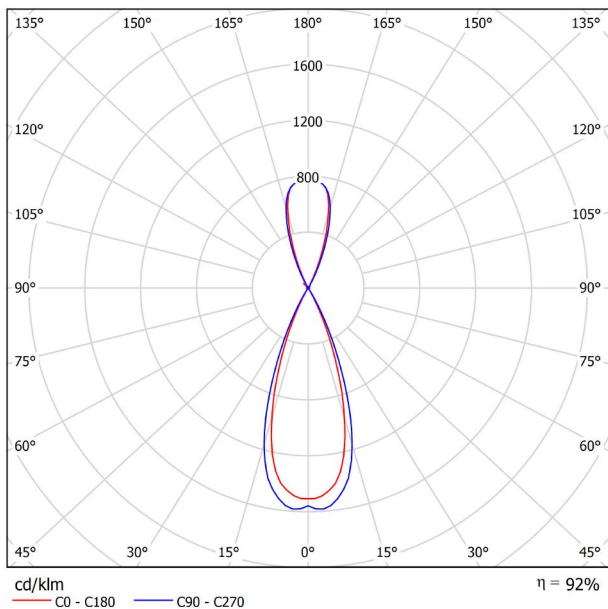
## OTHER DATA

Ingress Protection	IP20
Cord length	5 m
Fast adjustment tensioner	No
Weight	4024 g.
Packaged weight	4451 g.
Packaging dimensions	1078 × 139 × 89 mm
Units per package	1
Materials	Brass / Acrylonitrile Butadiene Styrene + Polycarbonate

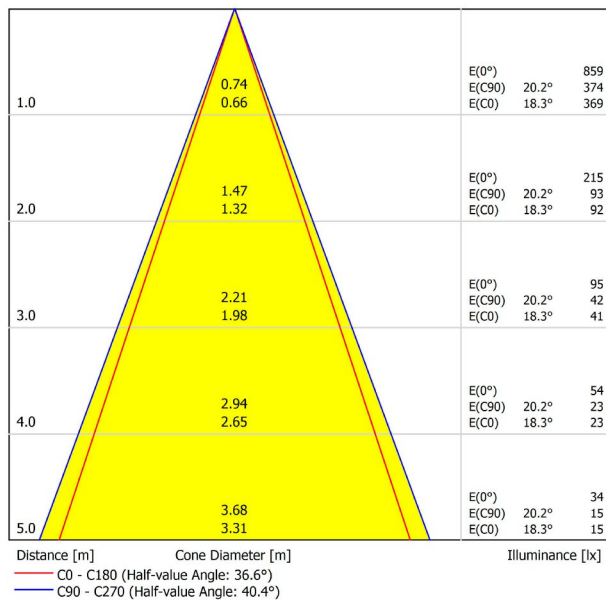


Art Surface is a version that allows it to be installed in places where it is impossible to access the false ceiling. Cement, concrete, vault ... its base, in which the driver locates, allows the luminaire to be installed on all types of surfaces.

POLAR DIAGRAM



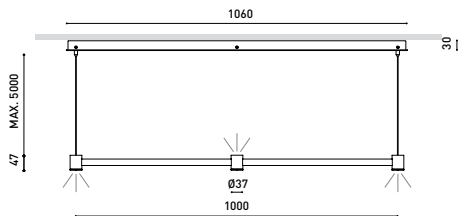
CONICAL DIAGRAM







## DIMENSIONS



## AWARDS



## PRODUCT

Name	ART SURF DIRECT & INDIRECT 2700K BGNT
Reference	A3431010BGNT
Color	Brushed Gold
RAL	Paint of metallic nanoparticles
Category	SUSPENSION

## LIGHTING INFORMATION

Light source	LED
Gross luminous flux	570 Lm
Power	6,3 W
Power values of the system	7,00 W
Colour temperature	2700 K - Other K, please consult
Colour Rendering Index	CRI>90
Chromatic stability	MacAdam Step 3
Light beam angle	38°
Lighting efficiency	92%
Efficacy	97 Lm/W
Current intensity	700 mA
Dimming	No Dim - Other DIM, please consult
Control through bluetooth	Please Consult
Driver	Included
Electrical insulation class	<input type="checkbox"/>
Voltage	220 V/240 V
Frequency	50/60 Hz
Energy efficiency	A+
LED lifespan	L80B10 (Tc=85°C) >60.000h

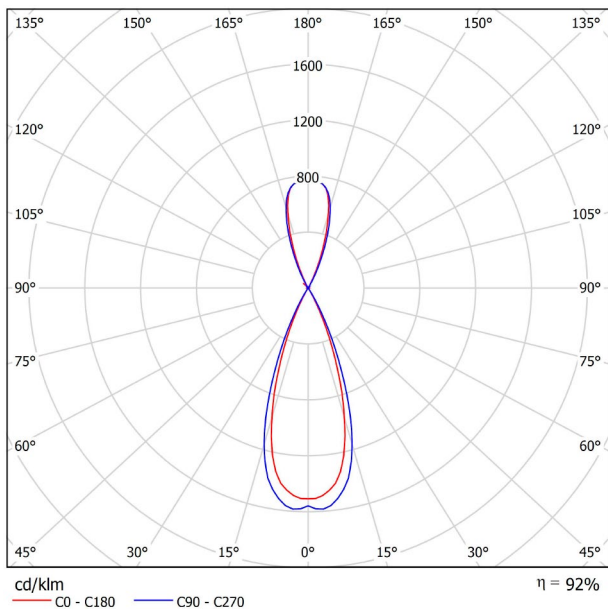
## OTHER DATA

Ingress Protection	IP20
Cord length	5 m
Fast adjustment tensioner	No
Weight	4024 g.
Packaged weight	4451 g.
Packaging dimensions	1078 × 139 × 89 mm
Units per package	1
Materials	Brass / Acrylonitrile Butadiene Styrene + Polycarbonate

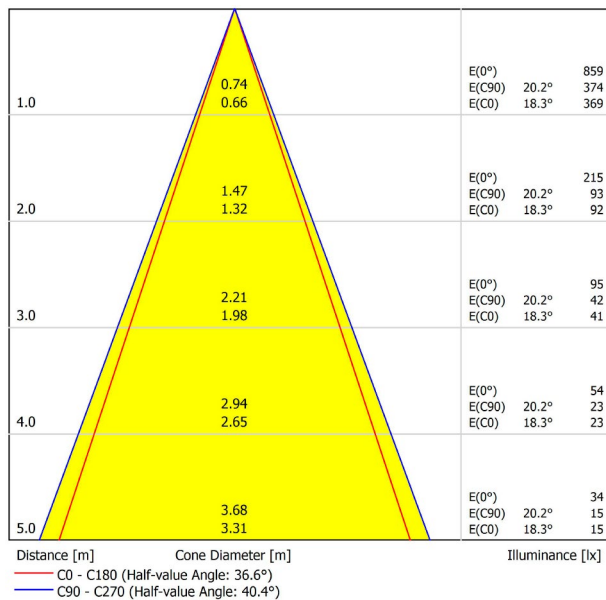


Art Surface is a version that allows it to be installed in places where it is impossible to access the false ceiling. Cement, concrete, vault ... its base, in which the driver locates, allows the luminaire to be installed on all types of surfaces.

POLAR DIAGRAM

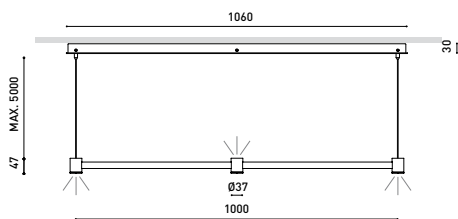


CONICAL DIAGRAM





## DIMENSIONS



## AWARDS



## PRODUCT

Name	ART SURF DIRECT & INDIRECT 2700K BGWT
Reference	A3431010BGWT
Color	Brushed Gold
RAL	Paint of metallic nanoparticles
Category	SUSPENSION

## LIGHTING INFORMATION

Light source	LED
Gross luminous flux	570 Lm
Power	6,3 W
Power values of the system	7,00 W
Colour temperature	2700 K - Other K, please consult
Colour Rendering Index	CRI>90
Chromatic stability	MacAdam Step 3
Light beam angle	38°
Lighting efficiency	92%
Efficacy	97 Lm/W
Current intensity	700 mA
Dimming	No Dim - Other DIM, please consult
Control through bluetooth	Please Consult
Driver	Included
Electrical insulation class	<input type="checkbox"/>
Voltage	220 V/240 V
Frequency	50/60 Hz
Energy efficiency	A+
LED lifespan	L80B10 (Tc=85°C) >60.000h

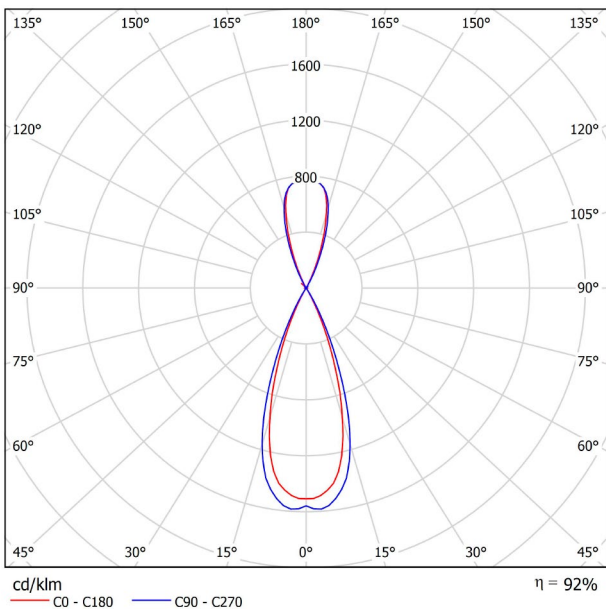
## OTHER DATA

Ingress Protection	IP20
Cord length	5 m
Fast adjustment tensioner	No
Weight	4024 g.
Packaged weight	4451 g.
Packaging dimensions	1078 × 139 × 89 mm
Units per package	1
Materials	Brass / Acrylonitrile Butadiene Styrene + Polycarbonate

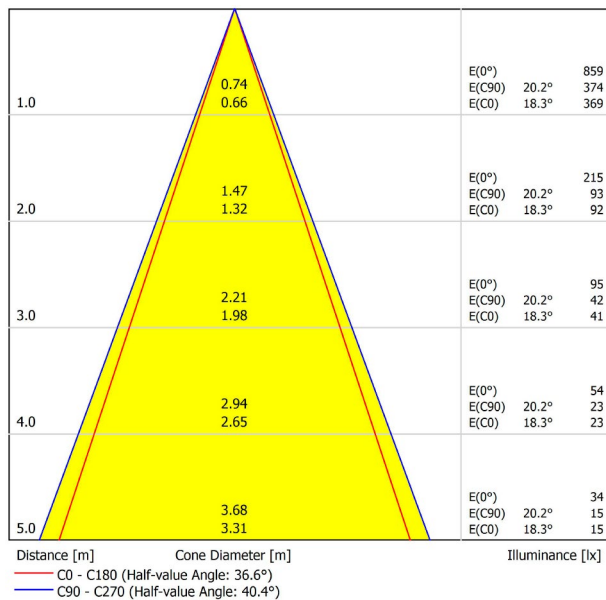


Art Surface is a version that allows it to be installed in places where it is impossible to access the false ceiling. Cement, concrete, vault ... its base, in which the driver locates, allows the luminaire to be installed on all types of surfaces.

POLAR DIAGRAM

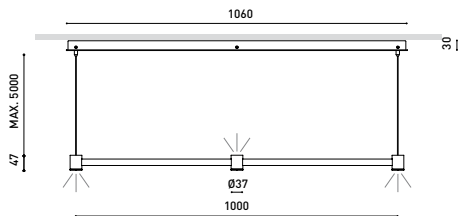


CONICAL DIAGRAM





## DIMENSIONS



## AWARDS



Name	ART SURF DIRECT & INDIRECT 2700K NTNT
Reference	A3431010NTNT
Color	Textured black
RAL	9005
Category	SUSPENSION

## PRODUCT

ART SURF DIRECT &amp; INDIRECT 2700K NTNT

A3431010NTNT

Textured black

9005

SUSPENSION

## LIGHTING INFORMATION

Light source	LED
Gross luminous flux	570 Lm
Power	6,3 W
Power values of the system	7,00 W
Colour temperature	2700 K - Other K, please consult
Colour Rendering Index	CRI>90
Chromatic stability	MacAdam Step 3
Light beam angle	38°
Lighting efficiency	92%
Efficacy	97 Lm/W
Current intensity	700 mA
Dimming	No Dim - Other DIM, please consult
Control through bluetooth	Please Consult
Driver	Included
Electrical insulation class	□
Voltage	220 V/240 V
Frequency	50/60 Hz
Energy efficiency	A+
LED lifespan	L80B10 (Tc=85°C) >60.000h

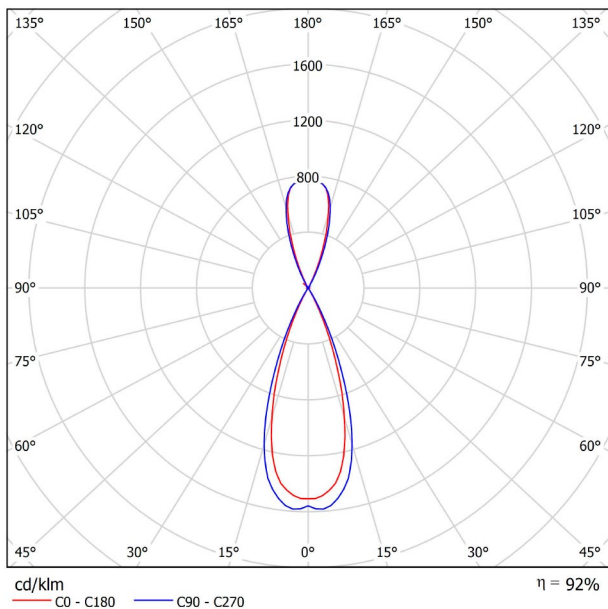
## OTHER DATA

Ingress Protection	IP20
Cord length	5 m
Fast adjustment tensioner	No
Weight	4024 g.
Packaged weight	4451 g.
Packaging dimensions	1078 × 139 × 89 mm
Units per package	1
Materials	Brass / Acrylonitrile Butadiene Styrene + Polycarbonate

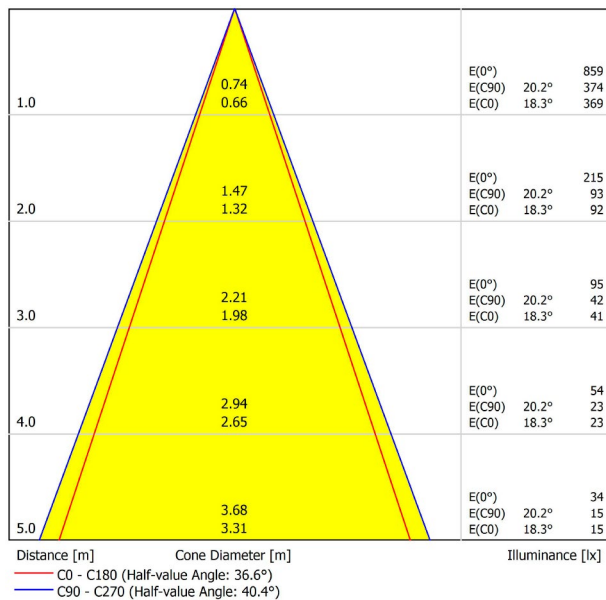


Art Surface is a version that allows it to be installed in places where it is impossible to access the false ceiling. Cement, concrete, vault ... its base, in which the driver locates, allows the luminaire to be installed on all types of surfaces.

POLAR DIAGRAM

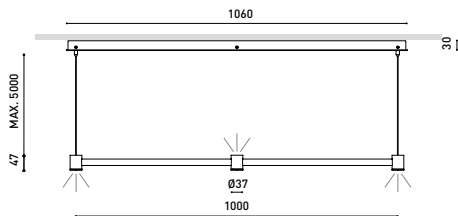


CONICAL DIAGRAM





## DIMENSIONS



## AWARDS



Name	ART SURF DIRECT & INDIRECT 2700K NTWT
Reference	A3431010NTWT
Color	Textured black
RAL	9005
Category	SUSPENSION

## PRODUCT

ART SURF DIRECT &amp; INDIRECT 2700K NTWT

A3431010NTWT

Textured black

9005

SUSPENSION

## LIGHTING INFORMATION

Light source	LED
Gross luminous flux	570 Lm
Power	6,3 W
Power values of the system	7,00 W
Colour temperature	2700 K - Other K, please consult
Colour Rendering Index	CRI>90
Chromatic stability	MacAdam Step 3
Light beam angle	38°
Lighting efficiency	92%
Efficacy	97 Lm/W
Current intensity	700 mA
Dimming	No Dim - Other DIM, please consult
Control through bluetooth	Please Consult
Driver	Included
Electrical insulation class	<input type="checkbox"/>
Voltage	220 V/240 V
Frequency	50/60 Hz
Energy efficiency	A+
LED lifespan	L80B10 (Tc=85°C) >60.000h

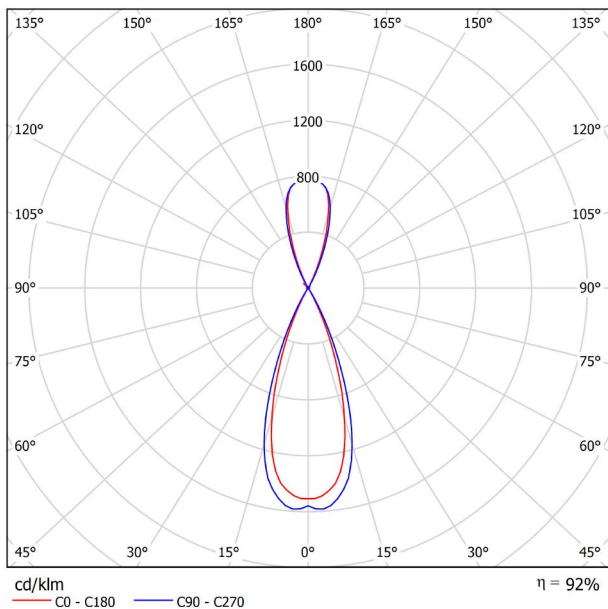
## OTHER DATA

Ingress Protection	IP20
Cord length	5 m
Fast adjustment tensioner	No
Weight	4024 g.
Packaged weight	4451 g.
Packaging dimensions	1078 × 139 × 89 mm
Units per package	1
Materials	Brass / Acrylonitrile Butadiene Styrene + Polycarbonate



Art Surface is a version that allows it to be installed in places where it is impossible to access the false ceiling. Cement, concrete, vault ... its base, in which the driver locates, allows the luminaire to be installed on all types of surfaces.

POLAR DIAGRAM



CONICAL DIAGRAM

