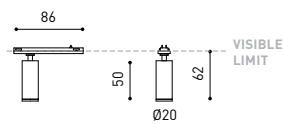




DIMENSIONS



ACCESSORIES



MINIMAL TRACK OPTIONS

AWARDS

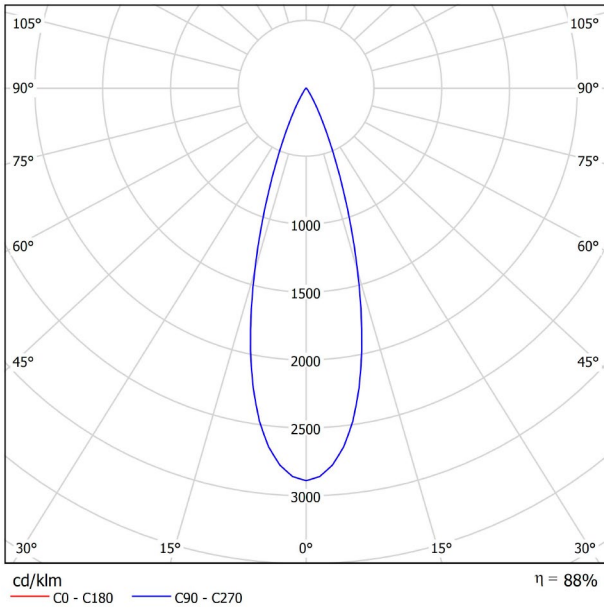


| | |
|-----------------------------|---------------------------------|
| Name | FIT 20 24V 30° 2700K G |
| Reference | A3860020G |
| Color | Gold |
| RAL | Paint of metallic nanoparticles |
| Category | TRACKLIGHTS |
| PRODUCT | |
| LIGHTING INFORMATION | |
| Light source | LED |
| Gross luminous flux | 127 Lm |
| Power | 2,1 W |
| Power values of the system | 2,10 W |
| Colour temperature | 2700 K |
| Colour Rendering Index | CRI>90 |
| Chromatic stability | MacAdam Step 3 |
| Light beam angle | 30° |
| Lighting efficiency | 88% |
| Efficacy | 60 Lm/W |
| Current intensity | 700 mA |
| Control through bluetooth | Please Consult |
| Driver | Included |
| Electrical insulation class | III |
| Voltage | 24 Vdc |
| Energy efficiency | A+ |
| LED lifespan | L80B10 (Tj=85°C) >50.000h |
| OTHER DATA | |
| Ingress Protection | IP20 |
| Swivel angle | 90° |
| Rotation angle | 355° |
| Track type | Minimal Track |
| Weight | 45 g. |
| Packaged weight | 75 g. |
| Packaging dimensions | 112 × 90 × 26 mm |
| Units per package | 1 |
| Materials | Aluminium / Polycarbonate |

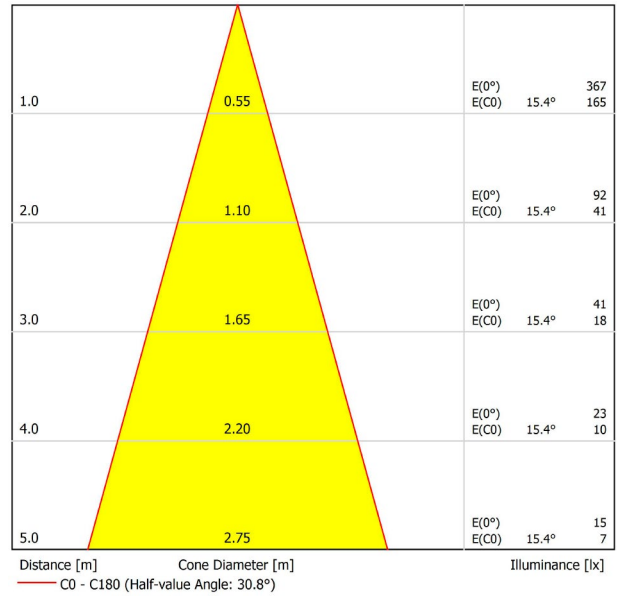


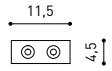
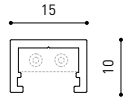
Fit 20 24V is a projector for the Minimal Track system. Cylindrical geometry and essential forms, it stands out for its minimalistic looking and its functionality as it can be orientated in any direction. The black perimeter around its mouth highlights its anti-glare vocation.

POLAR DIAGRAM



CONICAL DIAGRAM





MINIMAL TRACK 24V Profile 2m A384-02-00- | N |



MINIMAL TRACK 24V Rubber Cable n x 1m A384-00-01- | N |

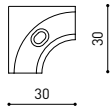
n = Total Length of System.

24V | Max. 4A

MINIMAL TRACK 24V Corner 90° 1 Plane

A384-00-02- | N |

Cable Length = 35mm.



MINIMAL TRACK 24V End Cap

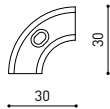
A384-00-05- | N |



MINIMAL TRACK 24V Corner 90° 1 Plane Rounded

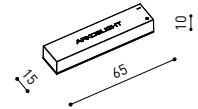
A384-00-03- | N |

Cable Length = 35mm.



MINIMAL TRACK 24V Connection Box

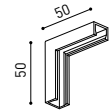
A384-00-06- | N |



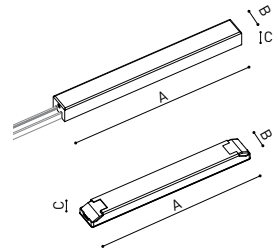
MINIMAL TRACK 24V Corner 90° 2 Planes

A384-00-04- | N |

Cable Length = 100mm.

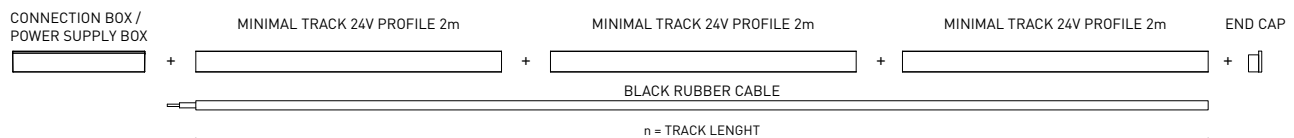
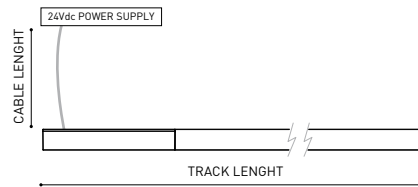


| | | | P | V | D (A x B x C) |
|--|--------|------------------|------|-----|-----------------|
| MINIMAL TRACK 24V Power Supply Box | ON/OFF | A384-00-07- NT | 40W | 24V | 280 x 30 x 24mm |
| | | A384-00-08- NT | 100W | 24V | 280 x 30 x 24mm |
| Included ON/OFF 24Vdc Power Supply. | | | | | |
| MINIMAL TRACK 24V Remote Power Supply | ON/OFF | 0434-01-37 | 60W | 24V | 180 x 52 x 30mm |
| | | 0433-10-22 | 100W | 24V | 295 x 43 x 30mm |

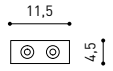
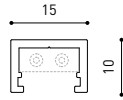


DROP VOLTAGE TABLE

| POWER (W) | CABLE SECTION (mm ²) | CABLE LENGTH (m) | | | |
|-----------|----------------------------------|------------------|-----|-----|-----|
| | | <5 | <10 | <20 | <30 |
| 40 | 0,75 | 30 | 30 | 30 | 30 |
| | 1,5 | 30 | 30 | 30 | 30 |
| 60 | 0,75 | 30 | 30 | 20 | 10 |
| | 1,5 | 30 | 30 | 30 | 20 |
| 100 | 0,75 | 20 | 10 | X | X |
| | 1,5 | 20 | 20 | 10 | X |



COLOUR | N ■ RAL 9005 | DIM OPTIONS PLEASE CONSULT



MINIMAL TRACK 24V Suspension

| | | |
|-----------------------------|-------------|---|
| Profile 2m | A384-02-00- | N |
| Profile 2m Initial feed kit | A400-02-10- | N |
| Profile 2m Middle feed kit* | A400-02-20- | N |

* Unidirectional Middle Feed.



MINIMAL TRACK 24V Suspension

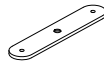
| | | |
|---------------------|-------------|---|
| Rubber Cable n x 1m | A400-00-01- | N |
|---------------------|-------------|---|

n = Total Length of System.

24V | Max. 4A |

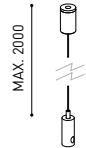
MINIMAL TRACK 24V Suspension Straight Joiner

| | |
|-------------|---|
| A400-00-02- | N |
|-------------|---|



MINIMAL TRACK 24V Suspension Kit

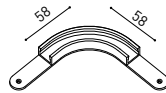
| | |
|-------------|---|
| A400-02-04- | N |
|-------------|---|



MINIMAL TRACK 24V Suspension Corner 90°

| | |
|-------------|---|
| A400-00-03- | N |
|-------------|---|

Cable Length = 85mm.



MINIMAL TRACK 24V Suspension End Caps

| | |
|-------------|---|
| A400-00-05- | N |
|-------------|---|

Two End Caps Included



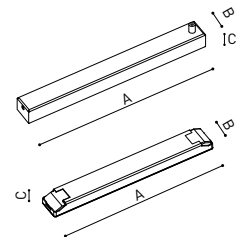
MINIMAL TRACK 24V Suspension Power Supply Box

| | ON/OFF | | P | V | D (A x B x C) |
|-------------|--------|------|-----|-----------------|---------------|
| A400-00-06- | NT | 40W | 24V | 280 x 30 x 36mm | |
| A400-00-07- | NT | 100W | 24V | 280 x 30 x 36mm | |

Included ON/OFF 24Vdc Power Supply

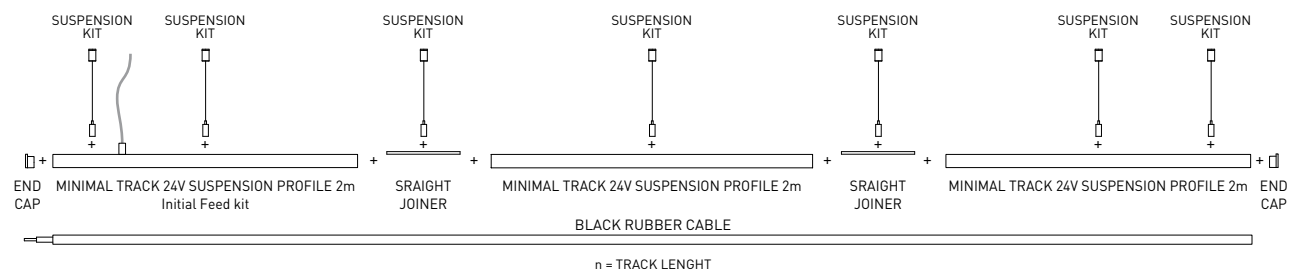
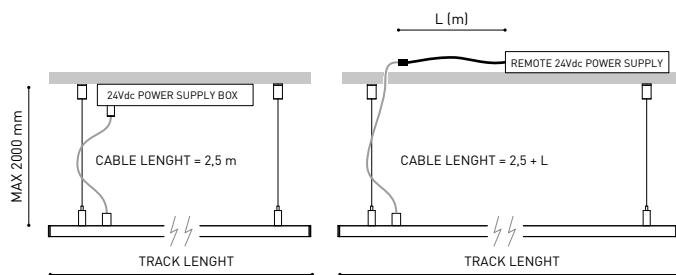
MINIMAL TRACK 24V Remote Power Supply

| | ON/OFF | | P | V | D (A x B x C) |
|------------|--------|------|-----|-----------------|---------------|
| 0434-01-37 | | 60W | 24V | 180 x 52 x 30mm | |
| 0433-10-22 | | 100W | 24V | 295 x 43 x 30mm | |



DROP VOLTAGE TABLE

| POWER (W) | CABLE SECTION (mm ²) | CABLE LENGTH (m) | | | |
|-----------|----------------------------------|------------------|-----|-----|-----|
| | | <5 | <10 | <20 | <30 |
| 40 | 0,75 | 30 | 30 | 30 | 30 |
| | 1,5 | 30 | 30 | 30 | 30 |
| 60 | 0,75 | 30 | 30 | 20 | 10 |
| | 1,5 | 30 | 30 | 30 | 20 |
| 100 | 0,75 | 20 | 10 | X | X |
| | 1,5 | 20 | 20 | 10 | X |



COLOUR | **N** ■ RAL 9005 | DIM OPTIONS PLEASE CONSULT



| | |
|------------------|---|
| Model | Coaxial Timless |
| Reference | A023-00-03- W N |
| Colour | W <input type="checkbox"/> RAL 9016 N <input type="checkbox"/> RAL 9005 |
| Category | Accessories |

PRODUCT

Coaxial Timless

A023-00-03- | W | N |

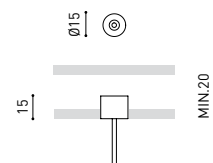
W RAL 9016 | N RAL 9005

Accessories

Fasteners not available



DIMENSIONAL DRAWING



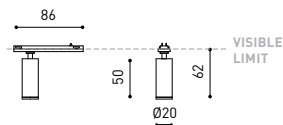
Wire Trimless Accessory is a collection of accessories for fitting tensioners and cables to Arkoslight luminaires suspended directly from the ceiling with any visible ceiling rose or fixings. This achieves a minimalist application with a visually tidy finish.

With Wire Trimless Accessory the items adjacent to the ceiling of the standard product (ceiling roses, fixings, driver boxes, etc.) are concealed by a simple recessed application.

Wire Trimless Accessory reduces the visual impact of the installation leading to extremely minimalist aesthetics. The wires come out of the ceiling material as a part of the structure. This detail creates a much purer, more essential layout, particular when several luminaires are fitted in an arrangement.



DIMENSIONS



ACCESSORIES



MINIMAL TRACK OPTIONS

AWARDS



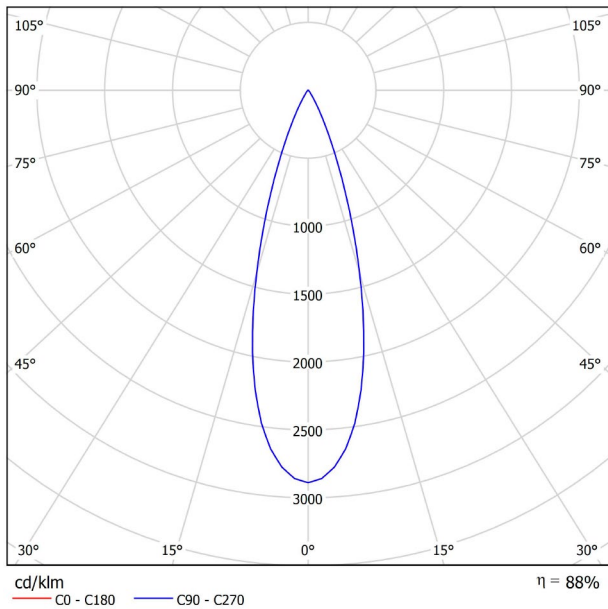
| PRODUCT | |
|-----------------------------|---------------------------------|
| Name | FIT 20 24V 30° 3000K G |
| Reference | A3860021G |
| Color | Gold |
| RAL | Paint of metallic nanoparticles |
| Category | TRACKLIGHTS |
| LIGHTING INFORMATION | |
| Light source | LED |
| Gross luminous flux | 150 Lm |
| Power | 2,1 W |
| Power values of the system | 2,10 W |
| Colour temperature | 3000 K |
| Colour Rendering Index | CRI>90 |
| Chromatic stability | MacAdam Step 3 |
| Light beam angle | 30° |
| Lighting efficiency | 88% |
| Efficacy | 71 Lm/W |
| Current intensity | 700 mA |
| Control through bluetooth | Please Consult |
| Driver | Included |
| Electrical insulation class | III |
| Voltage | 24 Vdc |
| Energy efficiency | A+ |
| LED lifespan | L80B10 (Tj=85°C) >50.000h |
| OTHER DATA | |
| Ingress Protection | IP20 |
| Swivel angle | 90° |
| Rotation angle | 355° |
| Track type | Minimal Track |
| Weight | 45 g. |
| Packaged weight | 75 g. |
| Packaging dimensions | 112 x 90 x 26 mm |
| Units per package | 1 |
| Materials | Aluminium / Polycarbonate |



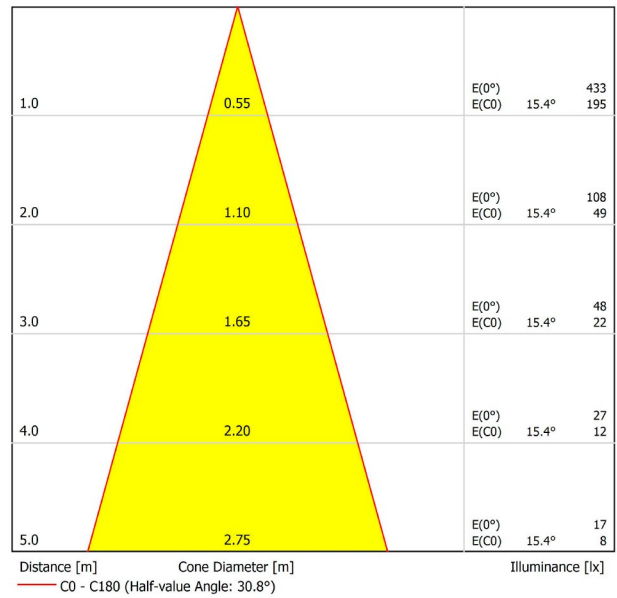
Fit 20 24V is a projector for the Minimal Track system. Cylindrical geometry and essential forms, it stands out for its minimalistic looking and its functionality as it can be orientated in any direction. The black perimeter around its mouth highlights its anti-glare vocation.

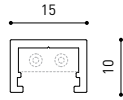


POLAR DIAGRAM

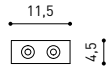


CONICAL DIAGRAM





MINIMAL TRACK 24V Profile 2m A384-02-00- | N |



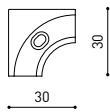
MINIMAL TRACK 24V Rubber Cable n x 1m A384-00-01- | N |

n = Total Length of System.

24V | Max. 4A

MINIMAL TRACK 24V Corner 90° 1 Plane
A384-00-02- | N |

Cable Length = 35mm.

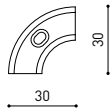


MINIMAL TRACK 24V End Cap
A384-00-05- | N |

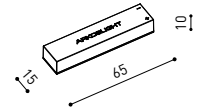


MINIMAL TRACK 24V Corner 90° 1 Plane Rounded
A384-00-03- | N |

Cable Length = 35mm.

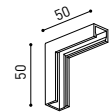


MINIMAL TRACK 24V Connection Box
A384-00-06- | N |

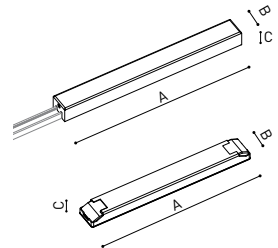


MINIMAL TRACK 24V Corner 90° 2 Planes
A384-00-04- | N |

Cable Length = 100mm.

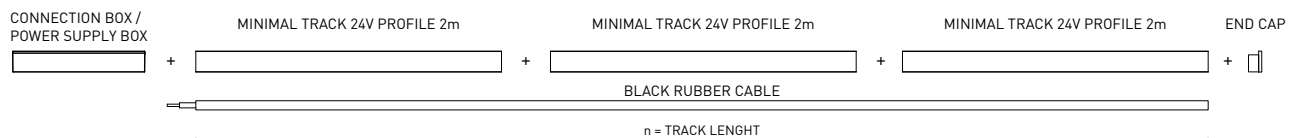
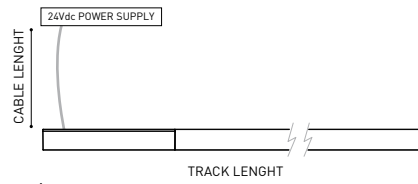


| | | | P | V | D (A x B x C) |
|--|--------|------------------|------|-----|-----------------|
| MINIMAL TRACK 24V Power Supply Box | ON/OFF | A384-00-07- NT | 40W | 24V | 280 x 30 x 24mm |
| | | A384-00-08- NT | 100W | 24V | 280 x 30 x 24mm |
| Included ON/OFF 24Vdc Power Supply. | | | | | |
| MINIMAL TRACK 24V Remote Power Supply | ON/OFF | 0434-01-37 | 60W | 24V | 180 x 52 x 30mm |
| | | 0433-10-22 | 100W | 24V | 295 x 43 x 30mm |

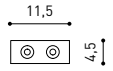
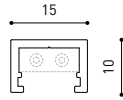


DROP VOLTAGE TABLE

| POWER (W) | CABLE SECTION (mm ²) | CABLE LENGTH (m) | | | |
|-----------|----------------------------------|------------------|-----|-----|-----|
| | | <5 | <10 | <20 | <30 |
| 40 | 0,75 | 30 | 30 | 30 | 30 |
| | 1,5 | 30 | 30 | 30 | 30 |
| 60 | 0,75 | 30 | 30 | 20 | 10 |
| | 1,5 | 30 | 30 | 30 | 20 |
| 100 | 0,75 | 20 | 10 | X | X |
| | 1,5 | 20 | 20 | 10 | X |



COLOUR | N ■ RAL 9005 | DIM OPTIONS PLEASE CONSULT



MINIMAL TRACK 24V Suspension

| | | |
|-----------------------------|-------------|---|
| Profile 2m | A384-02-00- | N |
| Profile 2m Initial feed kit | A400-02-10- | N |
| Profile 2m Middle feed kit* | A400-02-20- | N |

* Unidirectional Middle Feed.



MINIMAL TRACK 24V Suspension

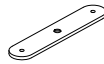
| | | |
|---------------------|-------------|---|
| Rubber Cable n x 1m | A400-00-01- | N |
|---------------------|-------------|---|

n = Total Length of System.

24V | Max. 4A |

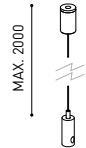
MINIMAL TRACK 24V Suspension Straight Joiner

| | |
|-------------|---|
| A400-00-02- | N |
|-------------|---|



MINIMAL TRACK 24V Suspension Kit

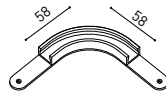
| | |
|-------------|---|
| A400-02-04- | N |
|-------------|---|



MINIMAL TRACK 24V Suspension Corner 90°

| | |
|-------------|---|
| A400-00-03- | N |
|-------------|---|

Cable Length = 85mm.



MINIMAL TRACK 24V Suspension End Caps

| | |
|-------------|---|
| A400-00-05- | N |
|-------------|---|

Two End Caps Included



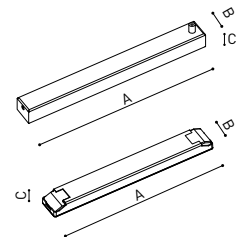
MINIMAL TRACK 24V Suspension Power Supply Box

| | ON/OFF | | P | V | D (A x B x C) |
|-------------|--------|------|-----|-----------------|---------------|
| A400-00-06- | NT | 40W | 24V | 280 x 30 x 36mm | |
| A400-00-07- | NT | 100W | 24V | 280 x 30 x 36mm | |

Included ON/OFF 24Vdc Power Supply

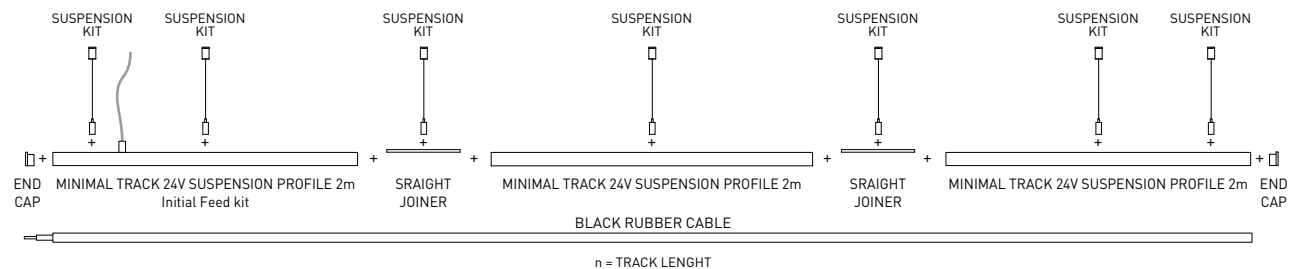
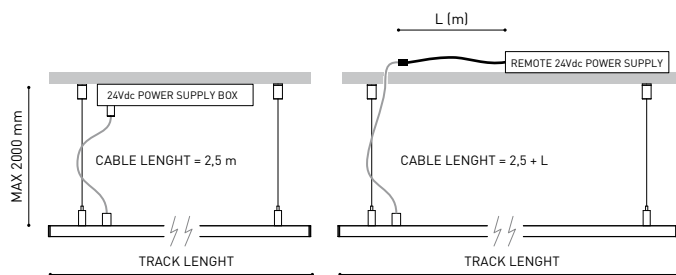
MINIMAL TRACK 24V Remote Power Supply

| | ON/OFF | | P | V | D (A x B x C) |
|------------|--------|------|-----|-----------------|---------------|
| 0434-01-37 | | 60W | 24V | 180 x 52 x 30mm | |
| 0433-10-22 | | 100W | 24V | 295 x 43 x 30mm | |



DROP VOLTAGE TABLE

| POWER (W) | CABLE SECTION (mm ²) | CABLE LENGTH (m) | | | |
|-----------|----------------------------------|------------------|-----|-----|-----|
| | | <5 | <10 | <20 | <30 |
| 40 | 0,75 | 30 | 30 | 30 | 30 |
| | 1,5 | 30 | 30 | 30 | 30 |
| 60 | 0,75 | 30 | 30 | 20 | 10 |
| | 1,5 | 30 | 30 | 30 | 20 |
| 100 | 0,75 | 20 | 10 | X | X |
| | 1,5 | 20 | 20 | 10 | X |



COLOUR | **N** ■ RAL 9005 | DIM OPTIONS PLEASE CONSULT



| | |
|------------------|---|
| Model | Coaxial Timless |
| Reference | A023-00-03- W N |
| Colour | W <input type="checkbox"/> RAL 9016 N <input type="checkbox"/> RAL 9005 |
| Category | Accessories |

PRODUCT

Coaxial Timless

A023-00-03- | W | N |

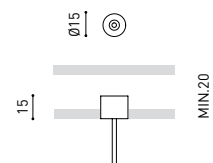
W RAL 9016 | N RAL 9005

Accessories

Fasteners not available



DIMENSIONAL DRAWING



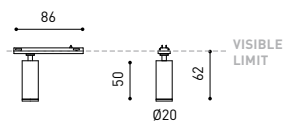
Wire Trimless Accessory is a collection of accessories for fitting tensioners and cables to Arkoslight luminaires suspended directly from the ceiling with any visible ceiling rose or fixings. This achieves a minimalist application with a visually tidy finish.

With Wire Trimless Accessory the items adjacent to the ceiling of the standard product (ceiling roses, fixings, driver boxes, etc.) are concealed by a simple recessed application.

Wire Trimless Accessory reduces the visual impact of the installation leading to extremely minimalist aesthetics. The wires come out of the ceiling material as a part of the structure. This detail creates a much purer, more essential layout, particular when several luminaires are fitted in an arrangement.



DIMENSIONS



ACCESSORIES



MINIMAL TRACK OPTIONS

AWARDS

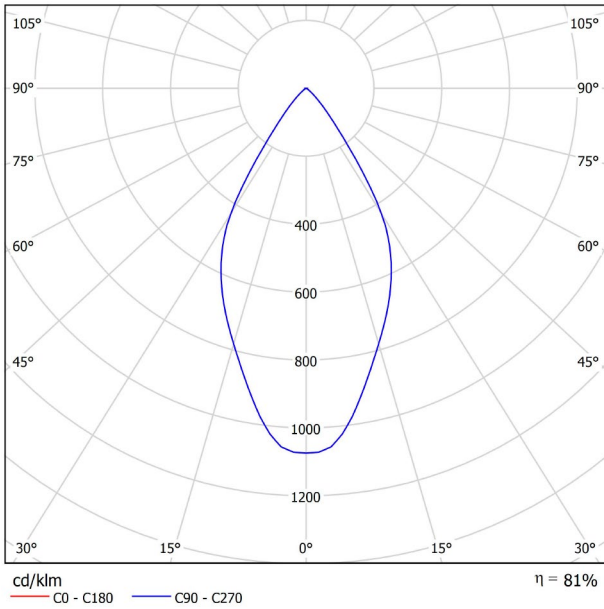


| | |
|-----------------------------|---------------------------------|
| PRODUCT | |
| Name | FIT 20 24V 54° 2700K G |
| Reference | A3860030G |
| Color | Gold |
| RAL | Paint of metallic nanoparticles |
| Category | TRACKLIGHTS |
| LIGHTING INFORMATION | |
| Light source | LED |
| Gross luminous flux | 127 Lm |
| Power | 2,1 W |
| Power values of the system | 2,10 W |
| Colour temperature | 2700 K |
| Colour Rendering Index | CRI>90 |
| Chromatic stability | MacAdam Step 3 |
| Light beam angle | 54° |
| Lighting efficiency | 81% |
| Efficacy | 60 Lm/W |
| Current intensity | 700 mA |
| Control through bluetooth | Please Consult |
| Driver | Included |
| Electrical insulation class | III |
| Voltage | 24 Vdc |
| Energy efficiency | A+ |
| LED lifespan | L80B10 (Tj=85°C) >50.000h |
| OTHER DATA | |
| Ingress Protection | IP20 |
| Swivel angle | 90° |
| Rotation angle | 355° |
| Track type | Minimal Track |
| Weight | 45 g. |
| Packaged weight | 75 g. |
| Packaging dimensions | 112 × 90 × 26 mm |
| Units per package | 1 |
| Materials | Aluminium / Polycarbonate |

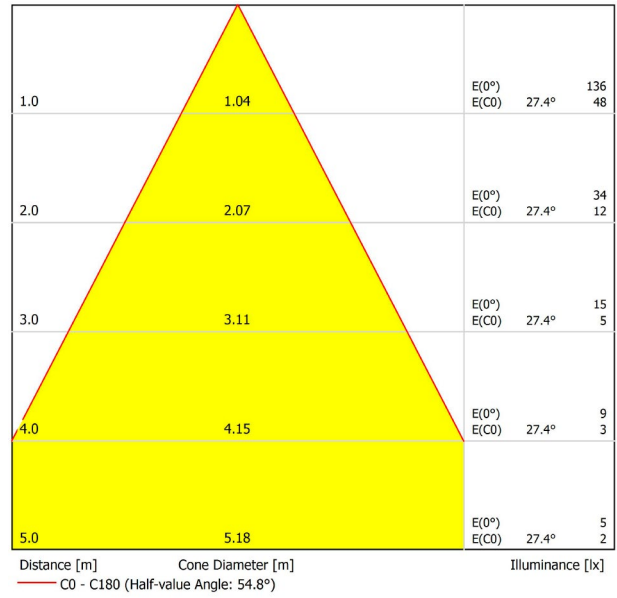


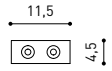
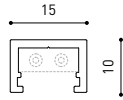
Fit 20 24V is a projector for the Minimal Track system. Cylindrical geometry and essential forms, it stands out for its minimalistic looking and its functionality as it can be orientated in any direction. The black perimeter around its mouth highlights its anti-glare vocation.

POLAR DIAGRAM



CONICAL DIAGRAM





MINIMAL TRACK 24V Profile 2m A384-02-00- | N |



MINIMAL TRACK 24V Rubber Cable n x 1m A384-00-01- | N |

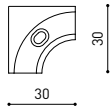
n = Total Length of System.

24V | Max. 4A

MINIMAL TRACK 24V Corner 90° 1 Plane

A384-00-02- | N |

Cable Length = 35mm.



MINIMAL TRACK 24V End Cap

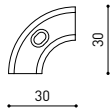
A384-00-05- | N |



MINIMAL TRACK 24V Corner 90° 1 Plane Rounded

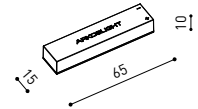
A384-00-03- | N |

Cable Length = 35mm.



MINIMAL TRACK 24V Connection Box

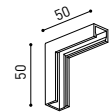
A384-00-06- | N |



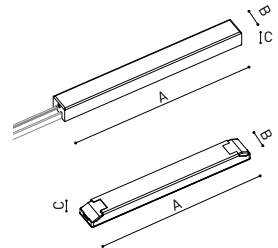
MINIMAL TRACK 24V Corner 90° 2 Planes

A384-00-04- | N |

Cable Length = 100mm.

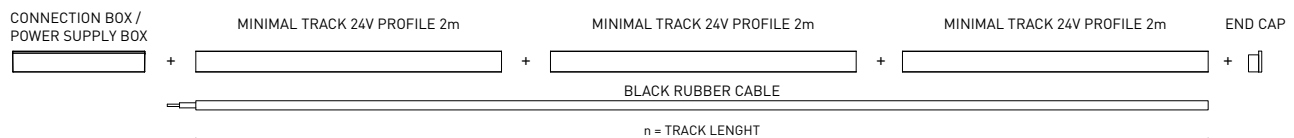
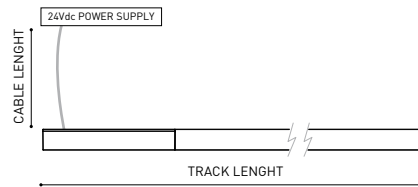


| | | | P | V | D (A x B x C) |
|--|--------|------------------|------|-----|-----------------|
| MINIMAL TRACK 24V Power Supply Box | ON/OFF | A384-00-07- NT | 40W | 24V | 280 x 30 x 24mm |
| | | A384-00-08- NT | 100W | 24V | 280 x 30 x 24mm |
| Included ON/OFF 24Vdc Power Supply. | | | | | |
| MINIMAL TRACK 24V Remote Power Supply | ON/OFF | 0434-01-37 | 60W | 24V | 180 x 52 x 30mm |
| | | 0433-10-22 | 100W | 24V | 295 x 43 x 30mm |

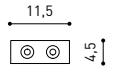
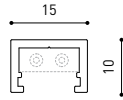


DROP VOLTAGE TABLE

| POWER (W) | CABLE SECTION (mm ²) | CABLE LENGTH (m) | | | |
|-----------|----------------------------------|------------------|-----|-----|-----|
| | | <5 | <10 | <20 | <30 |
| 40 | 0,75 | 30 | 30 | 30 | 30 |
| | 1,5 | 30 | 30 | 30 | 30 |
| 60 | 0,75 | 30 | 30 | 20 | 10 |
| | 1,5 | 30 | 30 | 30 | 20 |
| 100 | 0,75 | 20 | 10 | X | X |
| | 1,5 | 20 | 20 | 10 | X |



COLOUR | N ■ RAL 9005 | DIM OPTIONS PLEASE CONSULT



MINIMAL TRACK 24V Suspension

| | | |
|-----------------------------|-------------|---|
| Profile 2m | A384-02-00- | N |
| Profile 2m Initial feed kit | A400-02-10- | N |
| Profile 2m Middle feed kit* | A400-02-20- | N |

* Unidirectional Middle Feed.



MINIMAL TRACK 24V Suspension

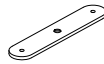
| | | |
|---------------------|-------------|---|
| Rubber Cable n x 1m | A400-00-01- | N |
|---------------------|-------------|---|

n = Total Length of System.

24V | Max. 4A |

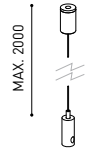
MINIMAL TRACK 24V Suspension Straight Joiner

| | |
|-------------|---|
| A400-00-02- | N |
|-------------|---|



MINIMAL TRACK 24V Suspension Kit

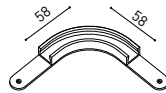
| | |
|-------------|---|
| A400-02-04- | N |
|-------------|---|



MINIMAL TRACK 24V Suspension Corner 90°

| | |
|-------------|---|
| A400-00-03- | N |
|-------------|---|

Cable Length = 85mm.



MINIMAL TRACK 24V Suspension End Caps

| | |
|-------------|---|
| A400-00-05- | N |
|-------------|---|

Two End Caps Included



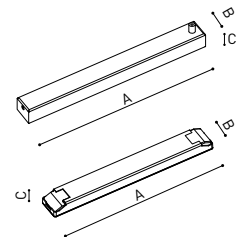
MINIMAL TRACK 24V Suspension Power Supply Box

| | ON/OFF | | P | V | D (A x B x C) |
|-------------|--------|------|-----|-----------------|---------------|
| A400-00-06- | NT | 40W | 24V | 280 x 30 x 36mm | |
| A400-00-07- | NT | 100W | 24V | 280 x 30 x 36mm | |

Included ON/OFF 24Vdc Power Supply

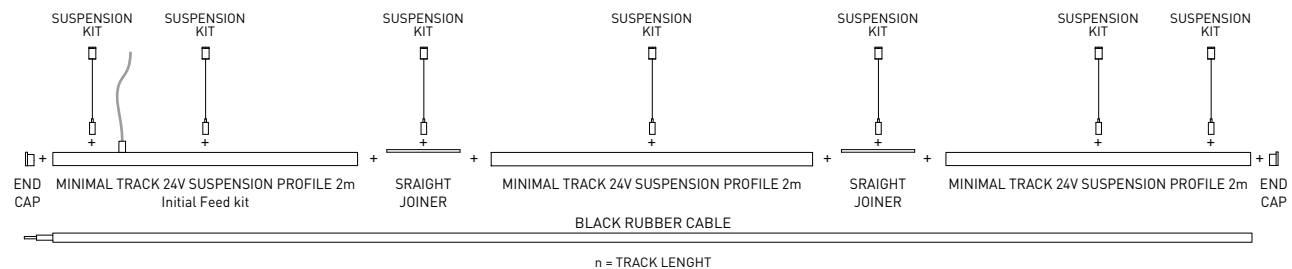
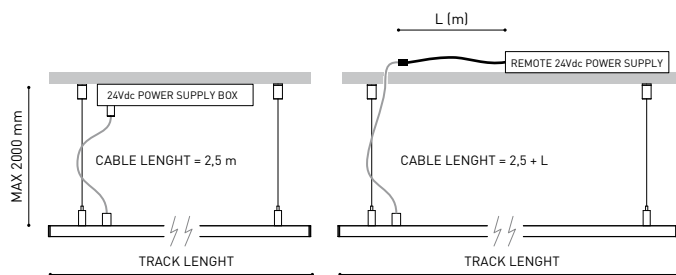
MINIMAL TRACK 24V Remote Power Supply

| | ON/OFF | | P | V | D (A x B x C) |
|------------|--------|------|-----|-----------------|---------------|
| 0434-01-37 | | 60W | 24V | 180 x 52 x 30mm | |
| 0433-10-22 | | 100W | 24V | 295 x 43 x 30mm | |



DROP VOLTAGE TABLE

| POWER (W) | CABLE SECTION (mm ²) | CABLE LENGTH (m) | | | |
|-----------|----------------------------------|------------------|-----|-----|-----|
| | | <5 | <10 | <20 | <30 |
| 40 | 0,75 | 30 | 30 | 30 | 30 |
| | 1,5 | 30 | 30 | 30 | 30 |
| 60 | 0,75 | 30 | 30 | 20 | 10 |
| | 1,5 | 30 | 30 | 30 | 20 |
| 100 | 0,75 | 20 | 10 | X | X |
| | 1,5 | 20 | 20 | 10 | X |



COLOUR | **N** ■ RAL 9005 | DIM OPTIONS PLEASE CONSULT



| | |
|------------------|--|
| Model | Coaxial Timless |
| Reference | A023-00-03- W N |
| Colour | W <input type="checkbox"/> RAL 9016 N <input checked="" type="checkbox"/> RAL 9005 |
| Category | Accessories |

PRODUCT

Coaxial Timless

A023-00-03- | W | N |

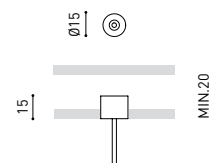
W RAL 9016 | **N** RAL 9005

Accessories

Fasteners not available



DIMENSIONAL DRAWING



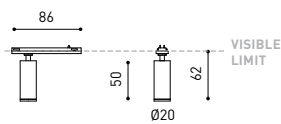
Wire Trimless Accessory is a collection of accessories for fitting tensioners and cables to Arkoslight luminaires suspended directly from the ceiling with any visible ceiling rose or fixings. This achieves a minimalist application with a visually tidy finish.

With Wire Trimless Accessory the items adjacent to the ceiling of the standard product (ceiling roses, fixings, driver boxes, etc.) are concealed by a simple recessed application.

Wire Trimless Accessory reduces the visual impact of the installation leading to extremely minimalist aesthetics. The wires come out of the ceiling material as a part of the structure. This detail creates a much purer, more essential layout, particular when several luminaires are fitted in an arrangement.



DIMENSIONS



ACCESSORIES



MINIMAL TRACK OPTIONS

AWARDS



PRODUCT

| | |
|-----------|---------------------------------|
| Name | FIT 20 24V 54° 3000K G |
| Reference | A3860031G |
| Color | Gold |
| RAL | Paint of metallic nanoparticles |
| Category | TRACKLIGHTS |

LIGHTING INFORMATION

| | |
|-----------------------------|---------------------------|
| Light source | LED |
| Gross luminous flux | 150 Lm |
| Power | 2,1 W |
| Power values of the system | 2,10 W |
| Colour temperature | 3000 K |
| Colour Rendering Index | CRI>90 |
| Chromatic stability | MacAdam Step 3 |
| Light beam angle | 54° |
| Lighting efficiency | 81% |
| Efficacy | 71 Lm/W |
| Current intensity | 700 mA |
| Control through bluetooth | Please Consult |
| Driver | Included |
| Electrical insulation class | III |
| Voltage | 24 Vdc |
| Energy efficiency | A+ |
| LED lifespan | L80B10 (Tj=85°C) >50.000h |

OTHER DATA

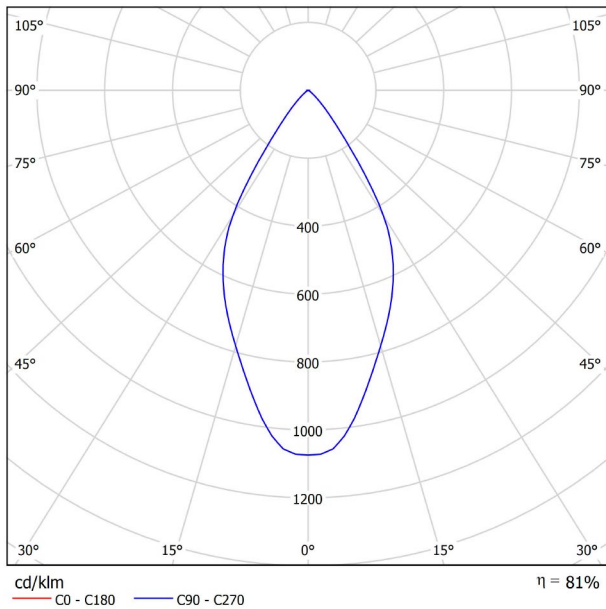
| | |
|----------------------|---------------------------|
| Ingress Protection | IP20 |
| Swivel angle | 90° |
| Rotation angle | 355° |
| Track type | Minimal Track |
| Weight | 45 g. |
| Packaged weight | 75 g. |
| Packaging dimensions | 112 x 90 x 26 mm |
| Units per package | 1 |
| Materials | Aluminium / Polycarbonate |



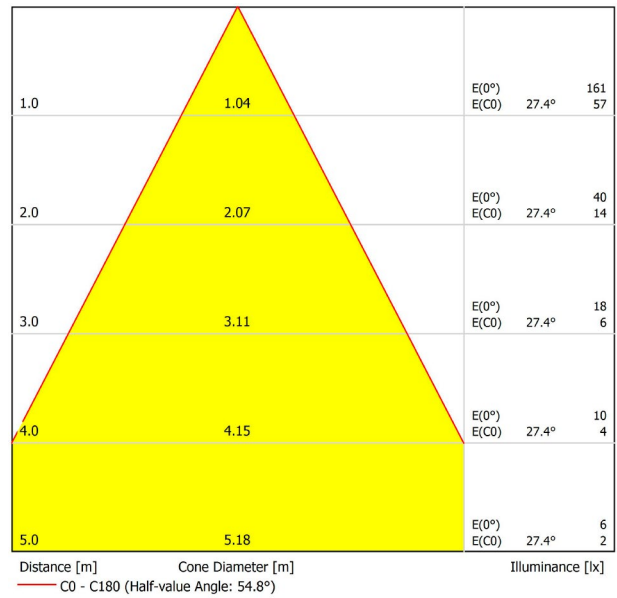
Fit 20 24V is a projector for the Minimal Track system. Cylindrical geometry and essential forms, it stands out for its minimalistic looking and its functionality as it can be orientated in any direction. The black perimeter around its mouth highlights its anti-glare vocation.

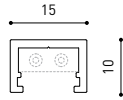


POLAR DIAGRAM

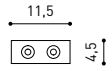


CONICAL DIAGRAM





MINIMAL TRACK 24V Profile 2m A384-02-00- | N |



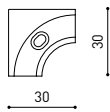
MINIMAL TRACK 24V Rubber Cable n x 1m A384-00-01- | N |

n = Total Length of System.

24V | Max. 4A

MINIMAL TRACK 24V Corner 90° 1 Plane
A384-00-02- | N |

Cable Length = 35mm.

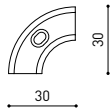


MINIMAL TRACK 24V End Cap
A384-00-05- | N |

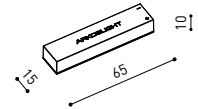


MINIMAL TRACK 24V Corner 90° 1 Plane Rounded
A384-00-03- | N |

Cable Length = 35mm.

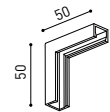


MINIMAL TRACK 24V Connection Box
A384-00-06- | N |

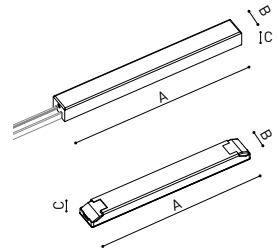


MINIMAL TRACK 24V Corner 90° 2 Planes
A384-00-04- | N |

Cable Length = 100mm.

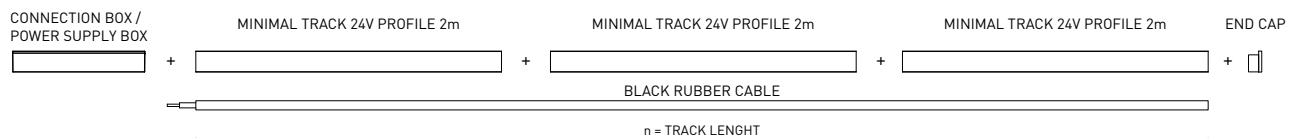
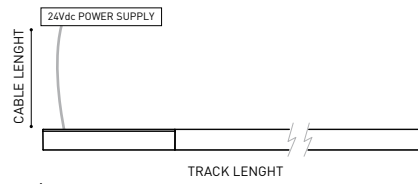


| | | | P | V | D (A x B x C) |
|--|--------|------------------|------|-----|-----------------|
| MINIMAL TRACK 24V Power Supply Box | ON/OFF | A384-00-07- NT | 40W | 24V | 280 x 30 x 24mm |
| | | A384-00-08- NT | 100W | 24V | 280 x 30 x 24mm |
| Included ON/OFF 24Vdc Power Supply. | | | | | |
| MINIMAL TRACK 24V Remote Power Supply | ON/OFF | 0434-01-37 | 60W | 24V | 180 x 52 x 30mm |
| | | 0433-10-22 | 100W | 24V | 295 x 43 x 30mm |

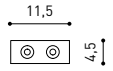
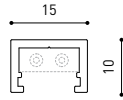



DROP VOLTAGE TABLE

| POWER (W) | CABLE SECTION (mm ²) | CABLE LENGTH (m) | | | |
|-----------|----------------------------------|------------------|-----|-----|-----|
| | | <5 | <10 | <20 | <30 |
| 40 | 0,75 | 30 | 30 | 30 | 30 |
| | 1,5 | 30 | 30 | 30 | 30 |
| 60 | 0,75 | 30 | 30 | 20 | 10 |
| | 1,5 | 30 | 30 | 30 | 20 |
| 100 | 0,75 | 20 | 10 | X | X |
| | 1,5 | 20 | 20 | 10 | X |



COLOUR | N ■ RAL 9005 | DIM OPTIONS PLEASE CONSULT



MINIMAL TRACK 24V Suspension

| | | |
|-----------------------------|-------------|---|
| Profile 2m | A384-02-00- | N |
| Profile 2m Initial feed kit | A400-02-10- | N |
| Profile 2m Middle feed kit* | A400-02-20- | N |

* Unidirectional Middle Feed.



MINIMAL TRACK 24V Suspension

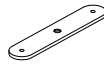
| | | |
|---------------------|-------------|---|
| Rubber Cable n x 1m | A400-00-01- | N |
|---------------------|-------------|---|

n = Total Length of System.

24V | Max. 4A |

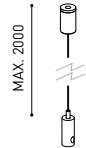
MINIMAL TRACK 24V Suspension Straight Joiner

| | |
|-------------|---|
| A400-00-02- | N |
|-------------|---|



MINIMAL TRACK 24V Suspension Kit

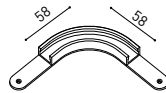
| | |
|-------------|---|
| A400-02-04- | N |
|-------------|---|



MINIMAL TRACK 24V Suspension Corner 90°

| | |
|-------------|---|
| A400-00-03- | N |
|-------------|---|

Cable Length = 85mm.



MINIMAL TRACK 24V Suspension End Caps

| | |
|-------------|---|
| A400-00-05- | N |
|-------------|---|

Two End Caps Included



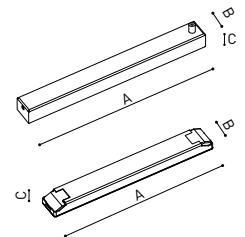
MINIMAL TRACK 24V Suspension Power Supply Box

| | ON/OFF | | P | V | D (A x B x C) |
|------------------------------|--------|-------------|------|-----|-----------------|
| MINIMAL TRACK 24V Suspension | ON/OFF | A400-00-06- | 40W | 24V | 280 x 30 x 36mm |
| Power Supply Box | | A400-00-07- | 100W | 24V | 280 x 30 x 36mm |

Included ON/OFF 24Vdc Power Supply

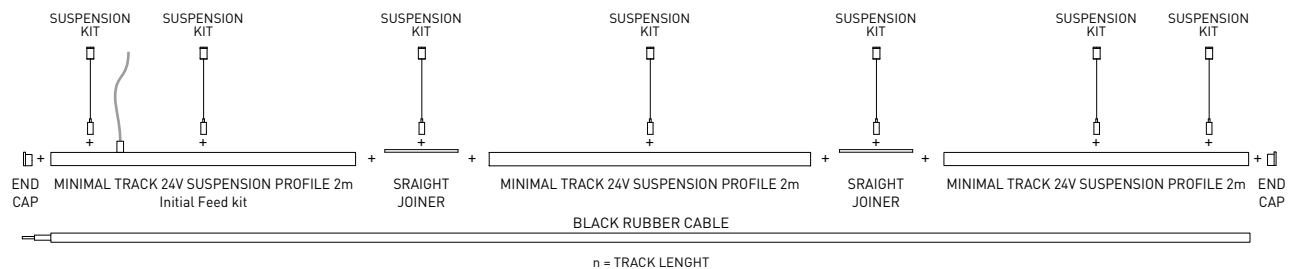
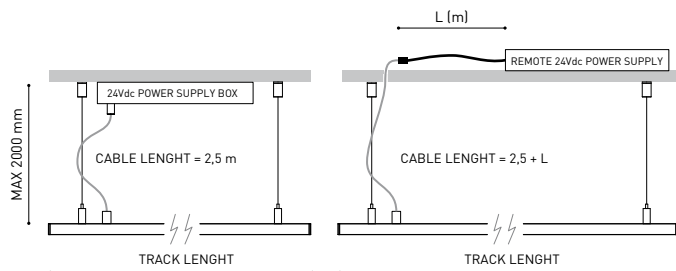
MINIMAL TRACK 24V Remote Power Supply

| | ON/OFF | | P | V | D (A x B x C) |
|---------------------|--------|------------|------|-----|-----------------|
| MINIMAL TRACK 24V | ON/OFF | 0434-01-37 | 60W | 24V | 180 x 52 x 30mm |
| Remote Power Supply | | 0433-10-22 | 100W | 24V | 295 x 43 x 30mm |



DROP VOLTAGE TABLE

| POWER (W) | CABLE SECTION (mm ²) | CABLE LENGTH (m) | | | |
|-----------|----------------------------------|------------------|-----|-----|-----|
| | | <5 | <10 | <20 | <30 |
| 40 | 0,75 | 30 | 30 | 30 | 30 |
| | 1,5 | 30 | 30 | 30 | 30 |
| 60 | 0,75 | 30 | 30 | 20 | 10 |
| | 1,5 | 30 | 30 | 30 | 20 |
| 100 | 0,75 | 20 | 10 | X | X |
| | 1,5 | 20 | 20 | 10 | X |



COLOUR | **N** ■ RAL 9005 | DIM OPTIONS PLEASE CONSULT



| | |
|------------------|--|
| Model | Coaxial Timless |
| Reference | A023-00-03- W N |
| Colour | W <input type="checkbox"/> RAL 9016 N <input checked="" type="checkbox"/> RAL 9005 |
| Category | Accessories |

PRODUCT

Coaxial Timless

A023-00-03- | W | N |

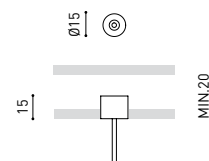
W RAL 9016 | **N** RAL 9005

Accessories

Fasteners not available



DIMENSIONAL DRAWING



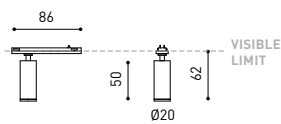
Wire Trimless Accessory is a collection of accessories for fitting tensioners and cables to Arkoslight luminaires suspended directly from the ceiling with any visible ceiling rose or fixings. This achieves a minimalist application with a visually tidy finish.

With Wire Trimless Accessory the items adjacent to the ceiling of the standard product (ceiling roses, fixings, driver boxes, etc.) are concealed by a simple recessed application.

Wire Trimless Accessory reduces the visual impact of the installation leading to extremely minimalist aesthetics. The wires come out of the ceiling material as a part of the structure. This detail creates a much purer, more essential layout, particular when several luminaires are fitted in an arrangement.



DIMENSIONS



ACCESSORIES



MINIMAL TRACK OPTIONS

AWARDS



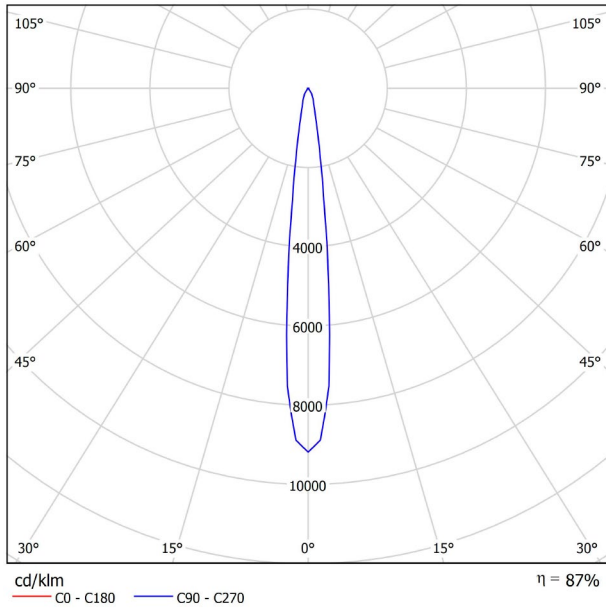
| PRODUCT | |
|-----------------------------|---------------------------------|
| Name | FIT 20 24V 12° 2700K G |
| Reference | A3860010G |
| Color | Gold |
| RAL | Paint of metallic nanoparticles |
| Category | TRACKLIGHTS |
| LIGHTING INFORMATION | |
| Light source | LED |
| Gross luminous flux | 127 Lm |
| Power | 2,1 W |
| Power values of the system | 2,10 W |
| Colour temperature | 2700 K |
| Colour Rendering Index | CRI>90 |
| Chromatic stability | MacAdam Step 3 |
| Light beam angle | 12° |
| Lighting efficiency | 87% |
| Efficacy | 60 Lm/W |
| Current intensity | 700 mA |
| Control through bluetooth | Please Consult |
| Driver | Included |
| Electrical insulation class | III |
| Voltage | 24 Vdc |
| Energy efficiency | A+ |
| LED lifespan | L80B10 (Tj=85°C) >50.000h |
| OTHER DATA | |
| Ingress Protection | IP20 |
| Swivel angle | 90° |
| Rotation angle | 355° |
| Track type | Minimal Track |
| Weight | 45 g. |
| Packaged weight | 75 g. |
| Packaging dimensions | 112 x 90 x 26 mm |
| Units per package | 1 |
| Materials | Aluminium / Polycarbonate |



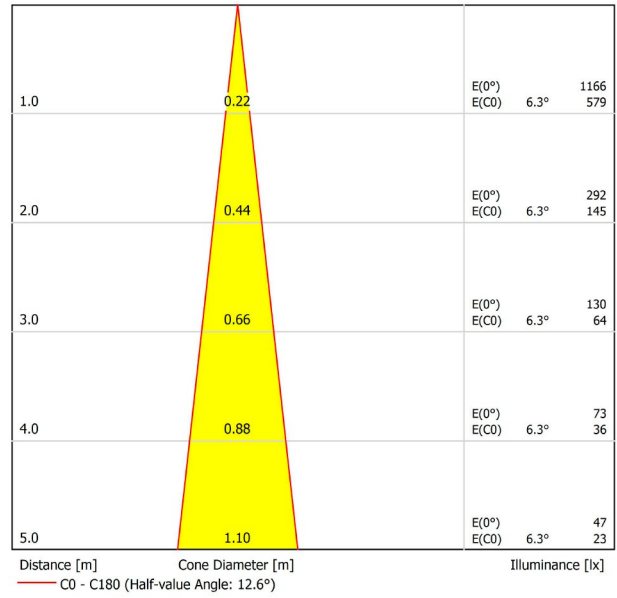
Fit 20 24V is a projector for the Minimal Track system. Cylindrical geometry and essential forms, it stands out for its minimalistic looking and its functionality as it can be orientated in any direction. The black perimeter around its mouth highlights its anti-glare vocation.

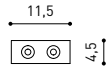
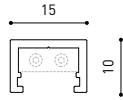


POLAR DIAGRAM



CONICAL DIAGRAM





MINIMAL TRACK 24V Profile 2m A384-02-00- | N |



MINIMAL TRACK 24V Rubber Cable n x 1m A384-00-01- | N |

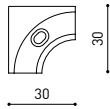
n = Total Length of System.

24V | Max. 4A

MINIMAL TRACK 24V Corner 90° 1 Plane

A384-00-02- | N |

Cable Length = 35mm.



MINIMAL TRACK 24V End Cap

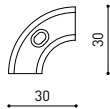
A384-00-05- | N |



MINIMAL TRACK 24V Corner 90° 1 Plane Rounded

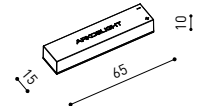
A384-00-03- | N |

Cable Length = 35mm.



MINIMAL TRACK 24V Connection Box

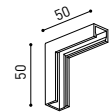
A384-00-06- | N |



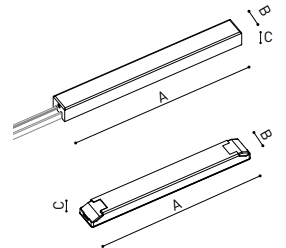
MINIMAL TRACK 24V Corner 90° 2 Planes

A384-00-04- | N |

Cable Length = 100mm.

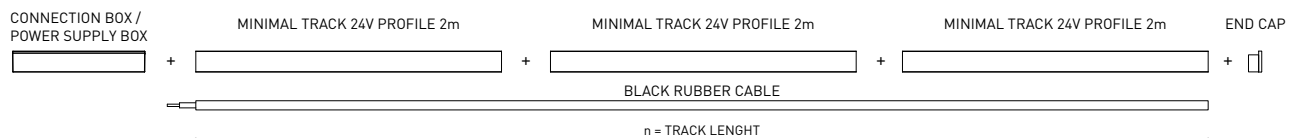
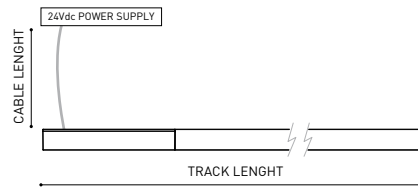


| | | | P | V | D (A x B x C) |
|--|--------|------------------|------|-----|-----------------|
| MINIMAL TRACK 24V Power Supply Box | ON/OFF | A384-00-07- NT | 40W | 24V | 280 x 30 x 24mm |
| | | A384-00-08- NT | 100W | 24V | 280 x 30 x 24mm |
| Included ON/OFF 24Vdc Power Supply. | | | | | |
| MINIMAL TRACK 24V Remote Power Supply | ON/OFF | 0434-01-37 | 60W | 24V | 180 x 52 x 30mm |
| | | 0433-10-22 | 100W | 24V | 295 x 43 x 30mm |

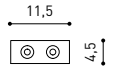
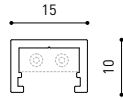



DROP VOLTAGE TABLE

| POWER (W) | CABLE SECTION (mm ²) | CABLE LENGTH (m) | | | |
|-----------|----------------------------------|------------------|-----|-----|-----|
| | | <5 | <10 | <20 | <30 |
| 40 | 0,75 | 30 | 30 | 30 | 30 |
| | 1,5 | 30 | 30 | 30 | 30 |
| 60 | 0,75 | 30 | 30 | 20 | 10 |
| | 1,5 | 30 | 30 | 30 | 20 |
| 100 | 0,75 | 20 | 10 | X | X |
| | 1,5 | 20 | 20 | 10 | X |



COLOUR | N ■ RAL 9005 | DIM OPTIONS PLEASE CONSULT



MINIMAL TRACK 24V Suspension

| | | |
|-----------------------------|-------------|---|
| Profile 2m | A384-02-00- | N |
| Profile 2m Initial feed kit | A400-02-10- | N |
| Profile 2m Middle feed kit* | A400-02-20- | N |

* Unidirectional Middle Feed.



MINIMAL TRACK 24V Suspension

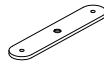
| | | |
|---------------------|-------------|---|
| Rubber Cable n x 1m | A400-00-01- | N |
|---------------------|-------------|---|

n = Total Length of System.

24V | Max. 4A |

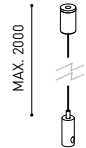
MINIMAL TRACK 24V Suspension Straight Joiner

| | |
|-------------|---|
| A400-00-02- | N |
|-------------|---|



MINIMAL TRACK 24V Suspension Kit

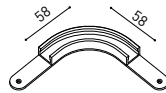
| | |
|-------------|---|
| A400-02-04- | N |
|-------------|---|



MINIMAL TRACK 24V Suspension Corner 90°

| | |
|-------------|---|
| A400-00-03- | N |
|-------------|---|

Cable Length = 85mm.



MINIMAL TRACK 24V Suspension End Caps

| | |
|-------------|---|
| A400-00-05- | N |
|-------------|---|

Two End Caps Included



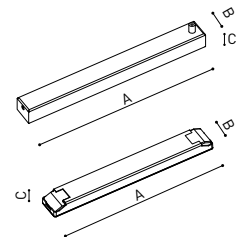
MINIMAL TRACK 24V Suspension Power Supply Box

Included ON/OFF 24Vdc Power Supply

MINIMAL TRACK 24V Remote Power Supply

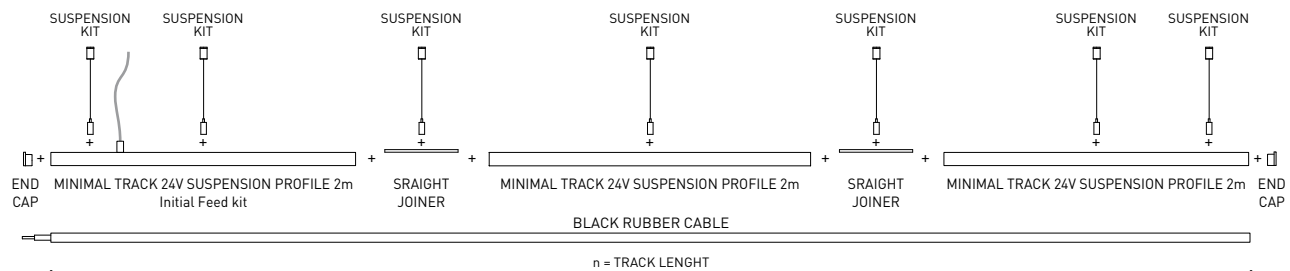
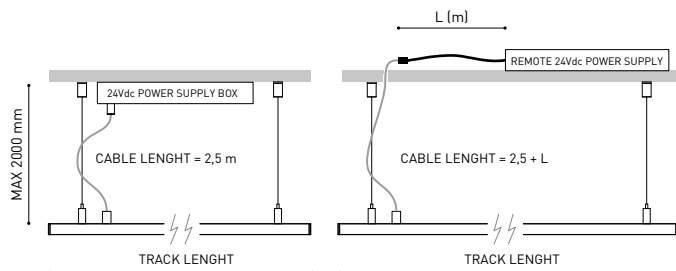
Included ON/OFF 24Vdc Power Supply

| | P | V | D (A x B x C) |
|-------------------------------------|-------------|----|--------------------------|
| MINIMAL TRACK 24V Suspension ON/OFF | A400-00-06- | NT | 40W 24V 280 x 30 x 36mm |
| Power Supply Box | A400-00-07- | NT | 100W 24V 280 x 30 x 36mm |



DROP VOLTAGE TABLE

| POWER (W) | CABLE SECTION (mm ²) | CABLE LENGTH (m) | | | |
|-----------|----------------------------------|------------------|-----|-----|-----|
| | | <5 | <10 | <20 | <30 |
| 40 | 0,75 | 30 | 30 | 30 | 30 |
| | 1,5 | 30 | 30 | 30 | 30 |
| 60 | 0,75 | 30 | 30 | 20 | 10 |
| | 1,5 | 30 | 30 | 30 | 20 |
| 100 | 0,75 | 20 | 10 | X | X |
| | 1,5 | 20 | 20 | 10 | X |



COLOUR | N ■ RAL 9005 | DIM OPTIONS PLEASE CONSULT



| | |
|------------------|--|
| Model | Coaxial Timless |
| Reference | A023-00-03- W N |
| Colour | W <input type="checkbox"/> RAL 9016 N <input checked="" type="checkbox"/> RAL 9005 |
| Category | Accessories |

PRODUCT

Coaxial Timless

A023-00-03- | W | N |

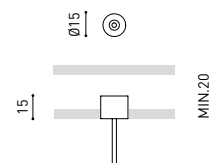
W RAL 9016 | **N** RAL 9005

Accessories

Fasteners not available



DIMENSIONAL DRAWING



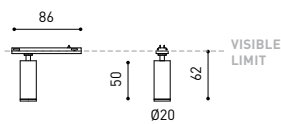
Wire Trimless Accessory is a collection of accessories for fitting tensioners and cables to Arkoslight luminaires suspended directly from the ceiling with any visible ceiling rose or fixings. This achieves a minimalist application with a visually tidy finish.

With Wire Trimless Accessory the items adjacent to the ceiling of the standard product (ceiling roses, fixings, driver boxes, etc.) are concealed by a simple recessed application.

Wire Trimless Accessory reduces the visual impact of the installation leading to extremely minimalist aesthetics. The wires come out of the ceiling material as a part of the structure. This detail creates a much purer, more essential layout, particular when several luminaires are fitted in an arrangement.



DIMENSIONS



ACCESSORIES



MINIMAL TRACK OPTIONS

AWARDS



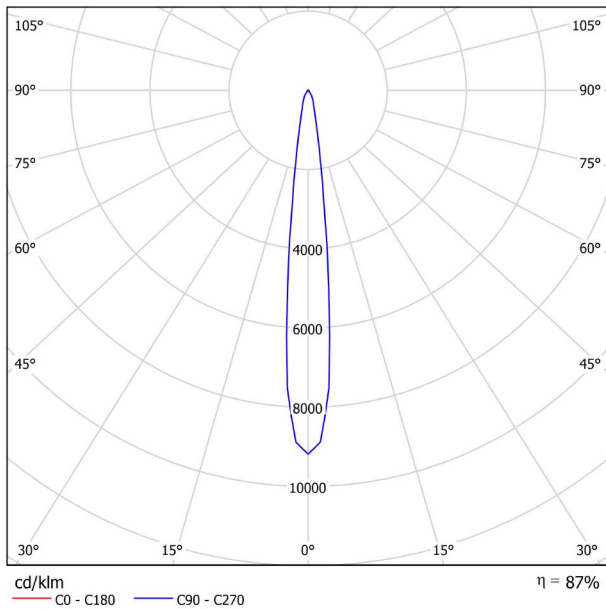
| PRODUCT | |
|-----------------------------|---------------------------------|
| Name | FIT 20 24V 12° 3000K G |
| Reference | A3860011G |
| Color | Gold |
| RAL | Paint of metallic nanoparticles |
| Category | TRACKLIGHTS |
| LIGHTING INFORMATION | |
| Light source | LED |
| Gross luminous flux | 150 Lm |
| Power | 2,1 W |
| Power values of the system | 2,10 W |
| Colour temperature | 3000 K |
| Colour Rendering Index | CRI>90 |
| Chromatic stability | MacAdam Step 3 |
| Light beam angle | 12° |
| Lighting efficiency | 87% |
| Efficacy | 71 Lm/W |
| Current intensity | 700 mA |
| Control through bluetooth | Please Consult |
| Driver | Included |
| Electrical insulation class | III |
| Voltage | 24 Vdc |
| Energy efficiency | A+ |
| LED lifespan | L80B10 (Tj=85°C) >50.000h |
| OTHER DATA | |
| Ingress Protection | IP20 |
| Swivel angle | 90° |
| Rotation angle | 355° |
| Track type | Minimal Track |
| Weight | 45 g. |
| Packaged weight | 75 g. |
| Packaging dimensions | 112 x 90 x 26 mm |
| Units per package | 1 |
| Materials | Aluminium / Polycarbonate |



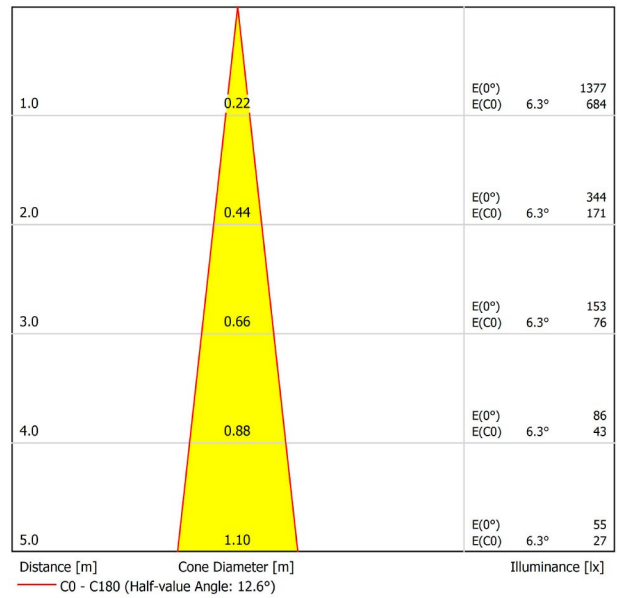
Fit 20 24V is a projector for the Minimal Track system. Cylindrical geometry and essential forms, it stands out for its minimalistic looking and its functionality as it can be orientated in any direction. The black perimeter around its mouth highlights its anti-glare vocation.

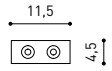
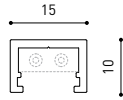


POLAR DIAGRAM



CONICAL DIAGRAM





MINIMAL TRACK 24V Profile 2m A384-02-00- | N |



MINIMAL TRACK 24V Rubber Cable n x 1m A384-00-01- | N |

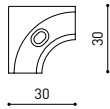
n = Total Length of System.

24V | Max. 4A

MINIMAL TRACK 24V Corner 90° 1 Plane

A384-00-02- | N |

Cable Length = 35mm.



MINIMAL TRACK 24V End Cap

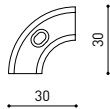
A384-00-05- | N |



MINIMAL TRACK 24V Corner 90° 1 Plane Rounded

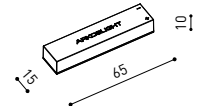
A384-00-03- | N |

Cable Length = 35mm.



MINIMAL TRACK 24V Connection Box

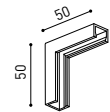
A384-00-06- | N |



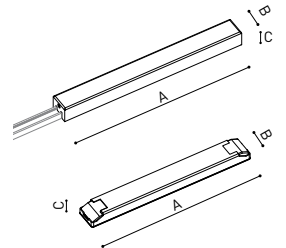
MINIMAL TRACK 24V Corner 90° 2 Planes

A384-00-04- | N |

Cable Length = 100mm.

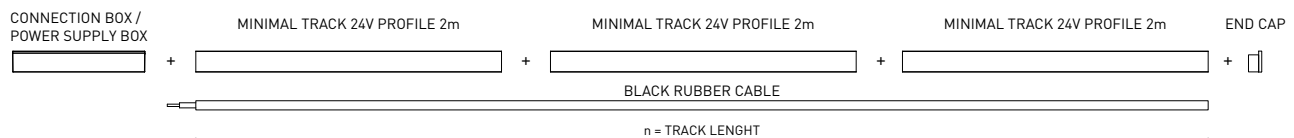
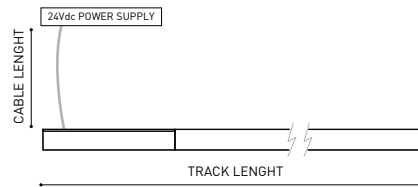


| | | | P | V | D (A x B x C) |
|--|--------|------------------|------|-----|-----------------|
| MINIMAL TRACK 24V Power Supply Box | ON/OFF | A384-00-07- NT | 40W | 24V | 280 x 30 x 24mm |
| | | A384-00-08- NT | 100W | 24V | 280 x 30 x 24mm |
| Included ON/OFF 24Vdc Power Supply. | | | | | |
| MINIMAL TRACK 24V Remote Power Supply | ON/OFF | 0434-01-37 | 60W | 24V | 180 x 52 x 30mm |
| | | 0433-10-22 | 100W | 24V | 295 x 43 x 30mm |

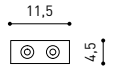
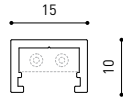


DROP VOLTAGE TABLE

| POWER (W) | CABLE SECTION (mm ²) | CABLE LENGTH (m) | | | |
|-----------|----------------------------------|------------------|-----|-----|-----|
| | | <5 | <10 | <20 | <30 |
| 40 | 0,75 | 30 | 30 | 30 | 30 |
| | 1,5 | 30 | 30 | 30 | 30 |
| 60 | 0,75 | 30 | 30 | 20 | 10 |
| | 1,5 | 30 | 30 | 30 | 20 |
| 100 | 0,75 | 20 | 10 | X | X |
| | 1,5 | 20 | 20 | 10 | X |



COLOUR | N ■ RAL 9005 | DIM OPTIONS PLEASE CONSULT



MINIMAL TRACK 24V Suspension

| | | |
|-----------------------------|-------------|---|
| Profile 2m | A384-02-00- | N |
| Profile 2m Initial feed kit | A400-02-10- | N |
| Profile 2m Middle feed kit* | A400-02-20- | N |

* Unidirectional Middle Feed.



MINIMAL TRACK 24V Suspension

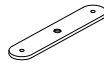
| | | |
|---------------------|-------------|---|
| Rubber Cable n x 1m | A400-00-01- | N |
|---------------------|-------------|---|

n = Total Length of System.

24V | Max. 4A

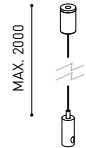
MINIMAL TRACK 24V Suspension Straight Joiner

| | |
|-------------|---|
| A400-00-02- | N |
|-------------|---|



MINIMAL TRACK 24V Suspension Kit

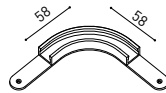
| | |
|-------------|---|
| A400-02-04- | N |
|-------------|---|



MINIMAL TRACK 24V Suspension Corner 90°

| | |
|-------------|---|
| A400-00-03- | N |
|-------------|---|

Cable Length = 85mm.



MINIMAL TRACK 24V Suspension End Caps

| | |
|-------------|---|
| A400-00-05- | N |
|-------------|---|

Two End Caps Included



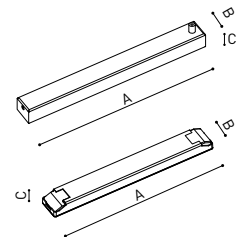
MINIMAL TRACK 24V Suspension Power Supply Box

| | ON/OFF | | P | V | D (A x B x C) |
|------------------------------|--------|------------------|------|-----|-----------------|
| MINIMAL TRACK 24V Suspension | ON/OFF | A400-00-06- NT | 40W | 24V | 280 x 30 x 36mm |
| Power Supply Box | | A400-00-07- NT | 100W | 24V | 280 x 30 x 36mm |

Included ON/OFF 24Vdc Power Supply

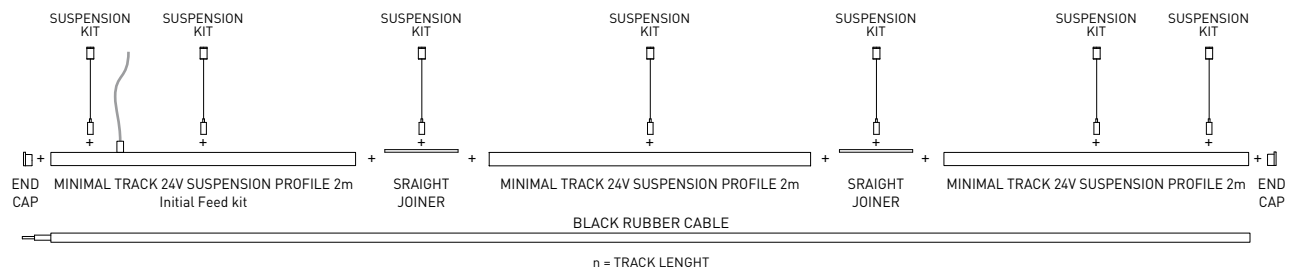
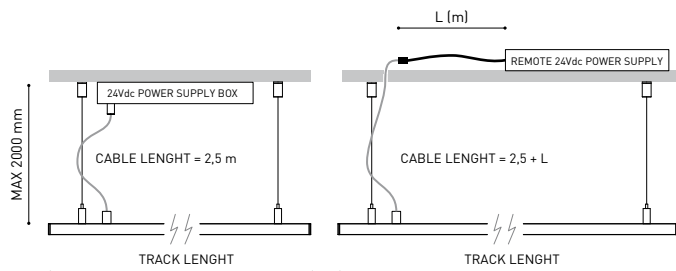
MINIMAL TRACK 24V Remote Power Supply

| | ON/OFF | | P | V | D (A x B x C) |
|---------------------|--------|------------|------|-----|-----------------|
| MINIMAL TRACK 24V | ON/OFF | 0434-01-37 | 60W | 24V | 180 x 52 x 30mm |
| Remote Power Supply | | 0433-10-22 | 100W | 24V | 295 x 43 x 30mm |



DROP VOLTAGE TABLE

| POWER (W) | CABLE SECTION (mm ²) | CABLE LENGTH (m) | | | |
|-----------|----------------------------------|------------------|-----|-----|-----|
| | | <5 | <10 | <20 | <30 |
| 40 | 0,75 | 30 | 30 | 30 | 30 |
| | 1,5 | 30 | 30 | 30 | 30 |
| 60 | 0,75 | 30 | 30 | 20 | 10 |
| | 1,5 | 30 | 30 | 30 | 20 |
| 100 | 0,75 | 20 | 10 | X | X |
| | 1,5 | 20 | 20 | 10 | X |



COLOUR | N ■ RAL 9005 | DIM OPTIONS PLEASE CONSULT



| | |
|------------------|--|
| Model | Coaxial Timless |
| Reference | A023-00-03- W N |
| Colour | W <input type="checkbox"/> RAL 9016 N <input checked="" type="checkbox"/> RAL 9005 |
| Category | Accessories |

PRODUCT

Coaxial Timless

A023-00-03- | W | N |

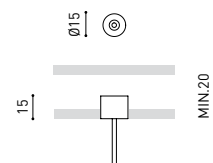
W RAL 9016 | **N** RAL 9005

Accessories

Fasteners not available



DIMENSIONAL DRAWING



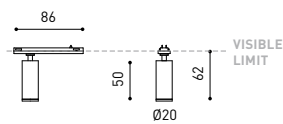
Wire Trimless Accessory is a collection of accessories for fitting tensioners and cables to Arkoslight luminaires suspended directly from the ceiling with any visible ceiling rose or fixings. This achieves a minimalist application with a visually tidy finish.

With Wire Trimless Accessory the items adjacent to the ceiling of the standard product (ceiling roses, fixings, driver boxes, etc.) are concealed by a simple recessed application.

Wire Trimless Accessory reduces the visual impact of the installation leading to extremely minimalist aesthetics. The wires come out of the ceiling material as a part of the structure. This detail creates a much purer, more essential layout, particular when several luminaires are fitted in an arrangement.



DIMENSIONS



ACCESSORIES



MINIMAL TRACK OPTIONS

AWARDS



| | |
|-----------|-------------------------|
| Name | FIT 20 24V 30° 3000K NT |
| Reference | A3860021NT |
| Color | Textured black |
| RAL | 9005 |
| Category | TRACKLIGHTS |

PRODUCT

FIT 20 24V 30° 3000K NT

A3860021NT

Textured black

9005

TRACKLIGHTS

LIGHTING INFORMATION

| | |
|-----------------------------|---------------------------|
| Light source | LED |
| Gross luminous flux | 150 Lm |
| Power | 2,1 W |
| Power values of the system | 2,10 W |
| Colour temperature | 3000 K |
| Colour Rendering Index | CRI>90 |
| Chromatic stability | MacAdam Step 3 |
| Light beam angle | 30° |
| Lighting efficiency | 88% |
| Efficacy | 71 Lm/W |
| Current intensity | 700 mA |
| Control through bluetooth | Please Consult |
| Driver | Included |
| Electrical insulation class | III |
| Voltage | 24 Vdc |
| Energy efficiency | A+ |
| LED lifespan | L80B10 (Tj=85°C) >50.000h |

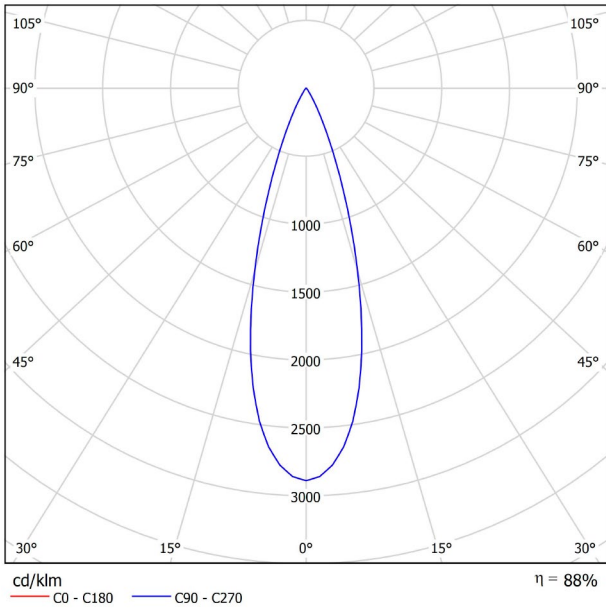
OTHER DATA

| | |
|----------------------|---------------------------|
| Ingress Protection | IP20 |
| Swivel angle | 90° |
| Rotation angle | 355° |
| Track type | Minimal Track |
| Weight | 45 g. |
| Packaged weight | 75 g. |
| Packaging dimensions | 112 × 90 × 26 mm |
| Units per package | 1 |
| Materials | Aluminium / Polycarbonate |

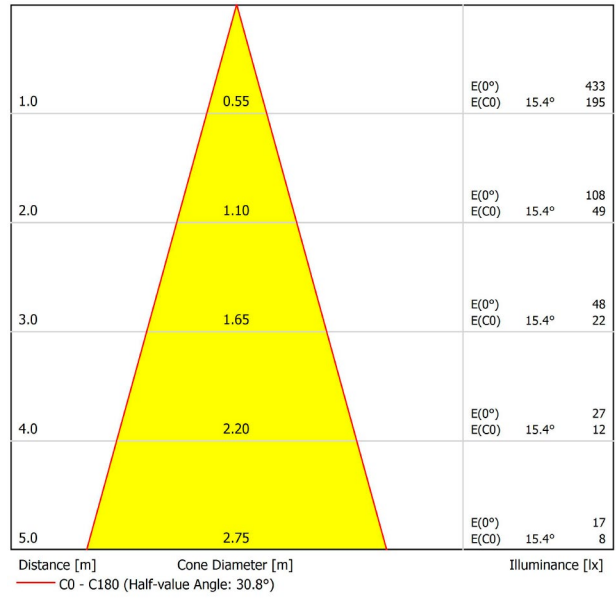


Fit 20 24V is a projector for the Minimal Track system. Cylindrical geometry and essential forms, it stands out for its minimalistic looking and its functionality as it can be orientated in any direction. The black perimeter around its mouth highlights its anti-glare vocation.

POLAR DIAGRAM

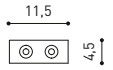
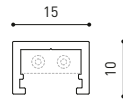


CONICAL DIAGRAM



24V SYSTEM

MINIMAL TRACK



MINIMAL TRACK 24V Profile 2m

A384-02-00- | N |

MINIMAL TRACK 24V Rubber Cable n x 1m

A384-00-01- | N |

n = Total Length of System.

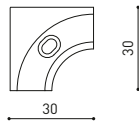


24V | Max. 4A

MINIMAL TRACK 24V Corner 90° 1 Plane

A384-00-02- | N |

Cable Length = 35mm.



MINIMAL TRACK 24V End Cap

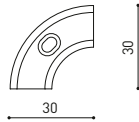
A384-00-05- | N |



MINIMAL TRACK 24V Corner 90° 1 Plane Rounded

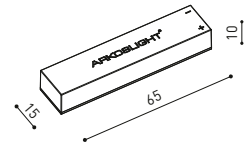
A384-00-03- | N |

Cable Length = 35mm.



MINIMAL TRACK 24V Connection Box

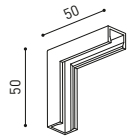
A384-00-06- | N |



MINIMAL TRACK 24V Corner 90° 2 Planes

A384-00-04- | N |

Cable Length = 100mm.



MINIMAL TRACK 24V Power Supply Box

ON/OFF

A384-00-07- | N |

P

V

D (A x B x C)

40W

24V

280 x 30 x 24mm

A384-00-08- | N |

100W

24V

280 x 30 x 24mm

Driver must be placed adjacently to the Minimal Track 24Vdc Profile. Included ON/OFF 24Vdc Power Supply.

MINIMAL TRACK 24V Remote Power Supply

ON/OFF

0434-01-37

60W

24V

180 x 52 x 30mm

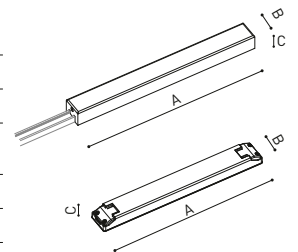
0433-10-22

100W

24V

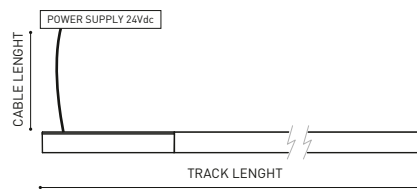
295 x 43 x 30mm

Driver must be placed on Remote. Included ON/OFF 24Vdc Power Supply.



DROP VOLTAGE TABLE

| POWER (W) | CABLE SECTION (mm ²) | CABLE LENGTH (m) | | | |
|-----------|----------------------------------|------------------|-----|-----|-----|
| | | <5 | <10 | <20 | <30 |
| 40 | 0,75 | 30 | 30 | 30 | 30 |
| | 1,5 | 30 | 30 | 30 | 30 |
| 60 | 0,75 | 30 | 30 | 20 | 10 |
| | 1,5 | 30 | 30 | 30 | 20 |
| 100 | 0,75 | 20 | 10 | X | X |
| | 1,5 | 20 | 20 | 10 | X |



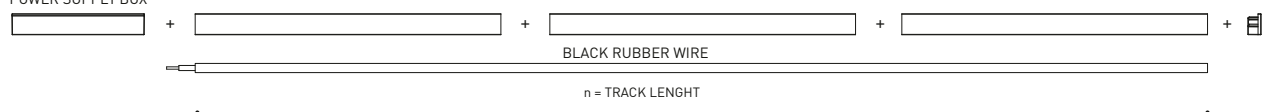
CONNECTION BOX / POWER SUPPLY BOX

MINIMAL TRACK 24V PROFILE 2m

MINIMAL TRACK 24V PROFILE 2m

MINIMAL TRACK 24V PROFILE 2m

END CAP



COLOUR | N ■ RAL 9005 |

DIM OPTIONS PLEASE CONSULT