

luna.premium 1214

Model Code F5657

date of issue 01-04-22 revision 00
revision of 24-05-22 (the present replaces any previous versions)

Designer: centro studi interno

Structure: pinewood, beech-wood, multilayer and plywood covered with polyurethane foam with bayonet fittings to fix the arms. Welded steel mesh on bed versions.

Spring system: elastic webbing

Seat Padding: seat cushions in ecological polyurethane foam covered with 100% polyester layer.

Back Padding: backrests and headrests in ecological polyurethane foam covered with 100% polyester layer.

Arm Interior: in ecological polyurethane foam covered with 100% polyester layer.

Removability: entirely removable fabric or microfiber covers

Sewing: leather covers feasible with contrast stitching in the colors available; cuts and sewings vary on microfiber (or fabric) covers.

Bed Version: available with welded steel mesh and elastic webbing on the seats. Synchro opening through backrests flip-up. Backrests and seat cushions are fixed to the structure while opening the sofa bed. Mattress available in two different types: ecological polyurethane foam or memory foam. The size of the mattress (see sizes on spec sheet drawings) may vary slightly because of the way it is arranged and due to the characteristics of the material, without affecting the quality of the product. The total depth of the model with open bed is 208 cm.

Mechanisms: the model is equipped with headrests that can be manually lifed. The height of the model with lifted headrests increases by 20 cm.

Standard feet: the sofa is lifted 8 cm off the floor on versions "low h. 13" and versions "h. 16" and is lifted 13 cm off the floor on versions "high h. 13". Shiny metal PM2144 front and rear feet, included in versions CG2 (low pair of arms_a h 13) and CD8 (pair of arms_a h 16); shiny metal PM974 front and rear feet, included in versions CF0 (high pair of arms_a h 13); shiny metal PM2238 front and rear feet, included in versions CG3 (low pair of arms_b h 13) and CD9 (pair of arms_b h 16); shiny metal PM2240 front and rear feet, included in versions CF1 (high pair of arms_b h 13); shiny metal PM2151 front and rear feet, included in versions CG4 (low pair of arms_c h 13) and CE0 (pair of arms_c h 16); shiny metal PM2239 front and rear feet, included in versions CF2 (high pair of arms_c h 13). All feet are also available in the standard finishes enclosed in the sample book. The sample book also includes "special" finishes available with a price upcharge, subject to production approval. No feet are included on pair of arms CG5 (low pair of arms_d h 13), CF3 (high pair of arms_d h 13) and CE1 (pair of arms_d h 16).

With the reservation of carrying for production purposes and without advanced notices modifications on the materials, coverings and dimensions of the product as indicated in the relevant specification. The given dimensions and volume are of indicative value being subject to the production process tolerances. For normal use, the following maximum loads are recommended: Armchairs max. 120 kg, 2-seat sofas max. 200 kg (2x100 kg), 3-seat sofas max. 240 kg (3x80 kg). Use with loads exceeding the indicated values may cause the sofa/armchair or its components to break.



Density of seat and back kg/cbm (±5%) ⁽¹⁾

Markets	Seat	Back
I	30 Medium	24
D - NL - CH		
USA - California		
GB	37 fire retardant	31 fire retardant
Others	30 Medium	24

Note: when no values/contents are specified in the chart, please refer to "Others" field/area.

⁽¹⁾Density: volume mass apparently determined on materials without any kind of covers and according to the UNI EN ISO 845 regulations. Indicated values refer to production averages; the Company reserves the right, if needed, to make changes to the declared technical characteristics. Before use, it is advisable to look at the SAFETY INFORMATION TECHNIQUE for info regarding use and protection of people and of the environment, in compliance with existing EEC regulations.

Coverings

	suggested	not suggested	not possible
thick leathers	✓		
thin elastic leathers	✓		
natural leathers	✓		
fabric*	✓		
microfibre*	✓		
leather + split			✓
DeLuxe			✓
multi colour**			✓
multi-category**			✓
multi covering**			✓

Please note: for not removable models, only one colour fabric covers are available.

* fabrics and microfibers are not available for the U.K. market

Components / Optional vers.



Feet



PM2144

PM974

PM2151



PM2238

PM2239

PM2240

Ottoman

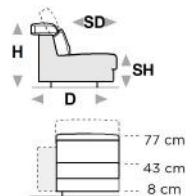


↑ fold following the dotted line ↑

luna.premium 1214 - low h. 13



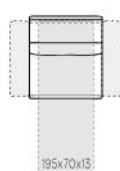
L Length - H Height - D Depth - SH Seat Height - SD Seat Depth
Dimensions refer to maximum sizes of the version with closed mechanism (where available).



dimensions

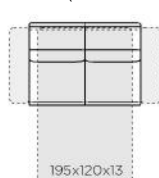
version code

Description



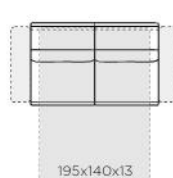
L 92
H77 D105 SH43 SD53
CF4

low h.13 bed
armless chair



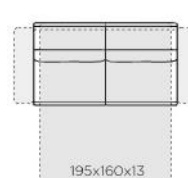
L 142
H77 D105 SH43 SD53
CF6

low h13 bed
arml.2-str



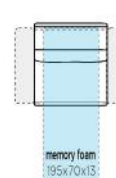
L 162
H77 D105 SH43 SD53
CF8

low h.13 bed
arml.2 1/2



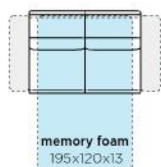
L 182
H77 D105 SH43 SD53
CG0

low h.13 bed
arml.3-s.sofa



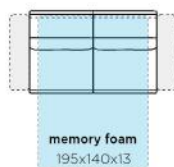
L 92
H77 D105 SH43 SD53
CF5

low h13 mem.bed
arml.chair



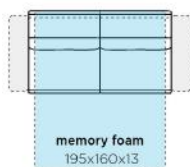
L 142
H77 D105 SH43 SD53
CF7

low h13 mem.bed
arml.2-str



L 162
H77 D105 SH43 SD53
CF9

low h13 mem.bed
arml.2 1/2



L 182
H77 D105 SH43 SD53
CG1

low h13 mem.bed
arml.3-str



L 25
H57 D96 SH- SD-
CG2

pair of armr._a
h13 low r/l



L 18
H57 D96 SH- SD-
CG3

pair of armr._b
h13 low r/l



L 14
H57 D96 SH- SD-
CG4

pair of armr._c
h13 low r/l



L 12
H57 D96 SH- SD-
CG5

pair of armr._d
h13 low r/l

↓ fold following the dotted line ↓

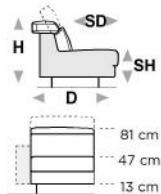


↑ fold following the dotted line ↑

luna.premium 1214 - high h. 13



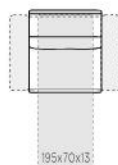
L Length - H Height - D Depth - SH Seat Height - SD Seat Depth
Dimensions refer to maximum sizes of the version with closed mechanism (where available).



dimensions

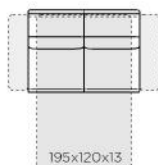
version code

Description



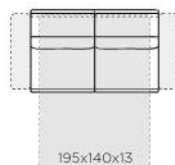
L 92
H81 D107 SH47 SD53
CE2

high h.13 bed
armless chair



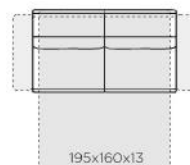
L 142
H81 D107 SH47 SD53
CE4

high h13 bed
arml.2-str



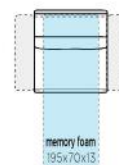
L 162
H81 D107 SH47 SD53
CE6

high h.13 bed
arml.2 1/2



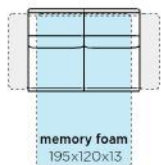
L 182
H81 D107 SH47 SD53
CE8

high h.13 bed
arml.3-str



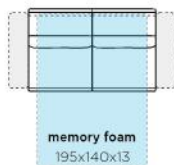
L 92
H81 D107 SH47 SD53
CE3

high h13
mem.bed
arml.chair



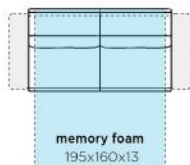
L 142
H81 D107 SH47 SD53
CE5

high h13
mem.bed arm.2-
str



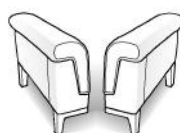
L 162
H81 D107 SH47 SD53
CE7

high h13
mem.bed arm.2
1/2



L 182
H81 D107 SH47 SD53
CE9

high h13
mem.bed arm.3-
str



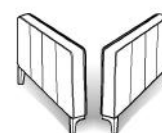
L 23
H63 D98 SH- SD-
CF0

pair of armr._a
h13 high r/l



L 18
H63 D98 SH- SD-
CF1

pair of armr._b
h13 high r/l



L 14
H63 D98 SH- SD-
CF2

pair of armr._c
h13 high r/l



L 12
H63 D98 SH- SD-
CF3

pair of armr._d
h13 high r/l

↓ fold following the dotted line ↓

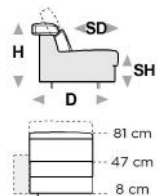


↑ fold following the dotted line ↑

luna.premium 1214 - h. 16



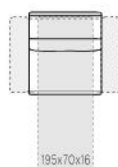
L Length - H Height - D Depth - SH Seat Height - SD Seat Depth
Dimensions refer to maximum sizes of the version with closed mechanism (where available).



dimensions

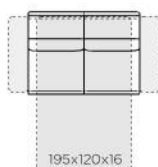
version code

Description



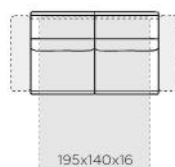
L 92
H81 D105 SH47 SD53
CD0

h.16 bed armless
chair



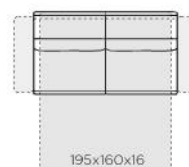
L 142
H81 D105 SH47 SD53
CD2

h.16 bed arml.2-
s.sofa



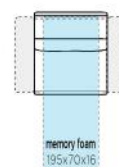
L 162
H81 D105 SH47 SD53
CD4

h.16 bed arml.2
1/2



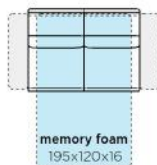
L 182
H81 D105 SH47 SD53
CD6

h.16 bed armless
3-str



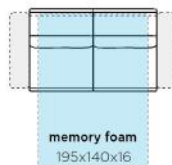
L 92
H81 D105 SH47 SD53
CD1

h.16 memory bed
arml.chair



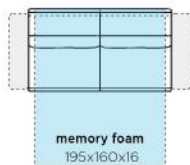
L 142
H81 D105 SH47 SD53
CD3

h16 memory bed
arml.2-str



L 162
H81 D105 SH47 SD53
CD5

h.16 memory bed
arml.2 1/2



L 182
H81 D105 SH47 SD53
CD7

h16 memory bed
arml.3-str



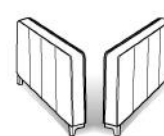
L 25
H63 D96 SH- SD-
CD8

pair of
armrests_a h16
rg/lf



L 18
H63 D96 SH- SD-
CD9

pair of
armrests_b h16
rg/lf



L 14
H63 D96 SH- SD-
CE0

pair of
armrests_c h16
rg/lf



L 12
H63 D96 SH- SD-
CE1

pair of
armrests_d h16
rg/lf

↓ fold following the dotted line ↓

