

# Molteni & C

## CHELSEA — RODOLFO DORDONI 2015

1—  
5



With the Chelsea sofa, Rodolfo Dordoni extends his idea of comfort from the dining room to the living area. Solid wood structure, enveloping seat, large cushions in goose down, is a contemporary reassessment of the most elegant reading or meditation bergere.

**DATASHEET**

REGISTERED  
DESIGN

IX.2018

**moltenigroup.com**

Dimensions in centimeters and inches. The right to discontinue and make changes is reserved. This information is based on the latest product information available at the time of printing.

## FINISHES

### COVERS

fabric - leather, completely removable.

### STRUCTURE FINISHES

solid wood stained:

eucalyptus - grey oak - graphite oak - black oak - walnut

Available in fire-resistant version (TB117 and BS5852).

## TECHNICAL INFORMATION

### BASE

In solid wood stained. Feet in plastic non slip material.

### STRUCTURE INTERIOR

Frame made of solid Fir (Picea abies) and chipboard, with elastic straps.

### STRUCTURE PADDING

High capacity variable density foam polyurethane. Light velvet cover.

### SEAT CUSHIONS

Insert in shaped polyurethane and sterilised feathers. 100% cotton cover.

### BACK CUSHIONS (SOFAS)

Shaped polyurethane flakes and sterilized feathers. 100% cotton cover.

### BACK CUSHION (ARMCHAIR)

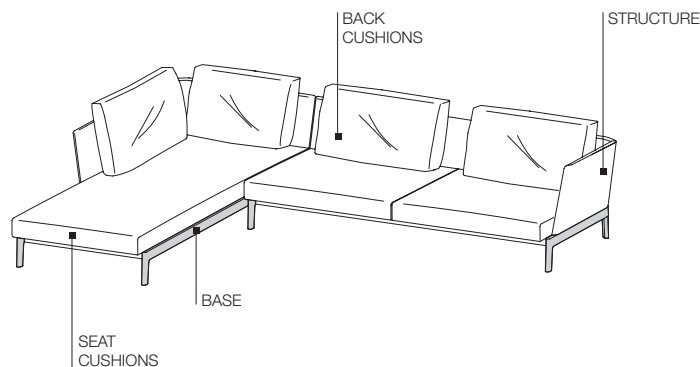
Mixture of unravelled corn fibre and polyester fibre obtained from regenerated materials (solutex) with 100% cotton cover with compartments.

### REMOVABLE OUTER COVERS

(See attached card, specific for each cover).

# Molteni & C

2—  
5



## DATASHEET

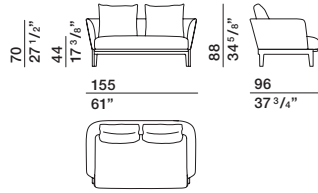
REGISTERED  
DESIGN

IX.2018

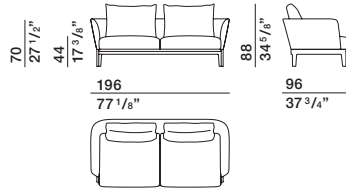
**DIMENSIONS**

**sofa**

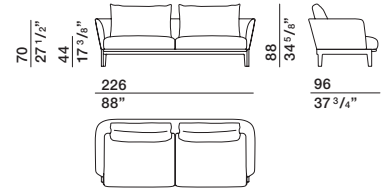
**DI155**



**DI196**

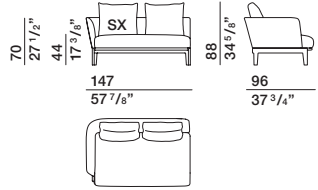


**DI226**

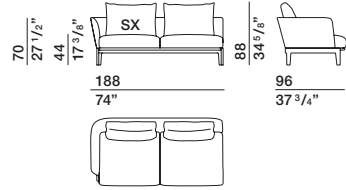


**end element**

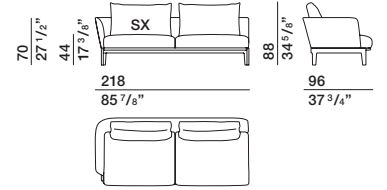
**TE147 dx - sx**



**TE188 dx - sx**

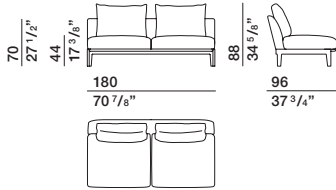


**TE218 dx - sx**



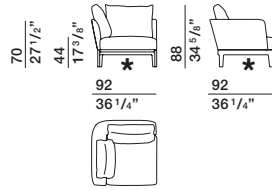
**central**

**CN180**



**corner**

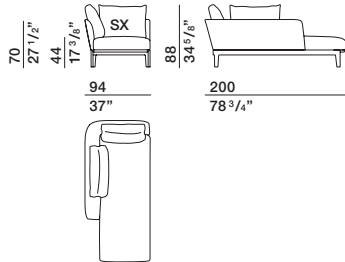
**AN92**



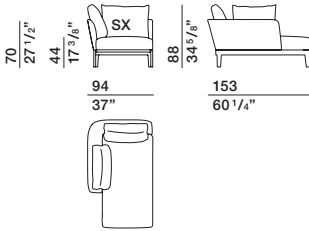
\* the corner version must always be jointed to the 2 terminal structures

**chaise longue**

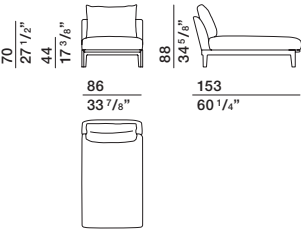
**CH200A dx - sx**



**CH153A dx - sx**

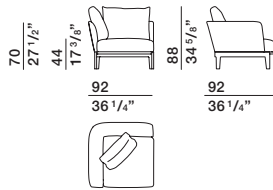


**CH153B**



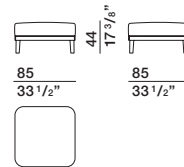
**corner armchair**

**PLA92**



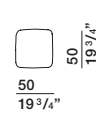
**pouf**

**CPF2**



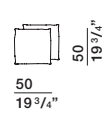
**ornamental cushion**

**CS50**



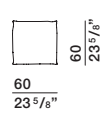
**pair of additional cushions**

**CCQ/50**



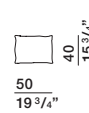
**additional cushion**

**CU/60**



**additional cushion**

**CU50/40**



Molteni & C

3—  
5

DATASHEET

REGISTERED  
DESIGN

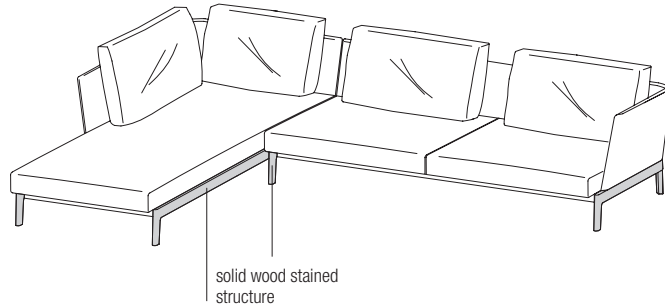
IX.2018

moltenigroup.com


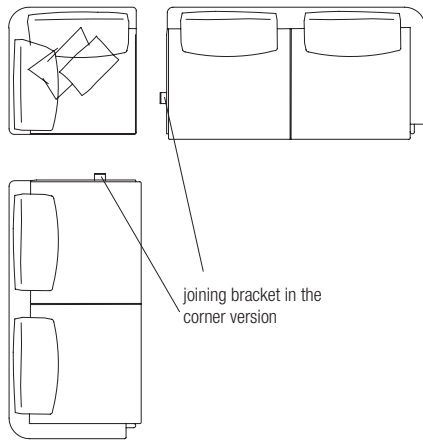
Dimensions in centimeters and inches. The right to discontinue and make changes is reserved. This information is based on the latest product information available at the time of printing.

**SAMPLE COMPOSITIONS**

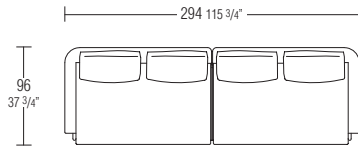
**Molteni & C**



4—  
 5

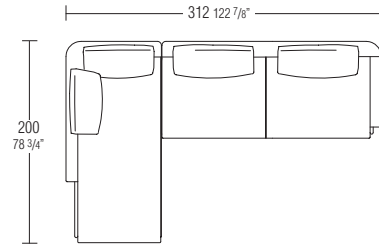


**composition 1**  
 TE147 sx  
 TE147 dx



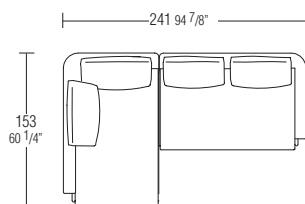
**CHC01**

**composition 2**  
 CH200A sx  
 TE218 dx



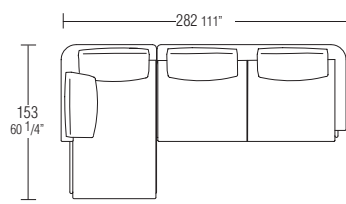
**CHC02**

**composition 3**  
 CH153A sx  
 TE147 dx



**CHC03**

**composition 4**  
 CH153A sx  
 TE188 dx



**CHC04**

**DATASHEET**  
 REGISTERED  
 DESIGN

IX.2018


## SAMPLE COMPOSITIONS

Molteni & C

5—  
5

### composition 5

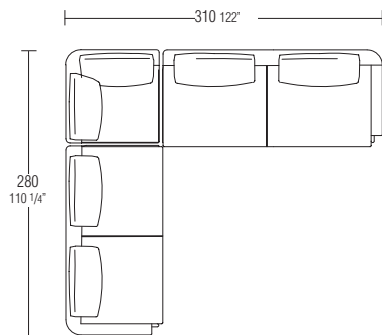
CH153A sx  
CN180  
CH153A dx



CHC05

### composition 6

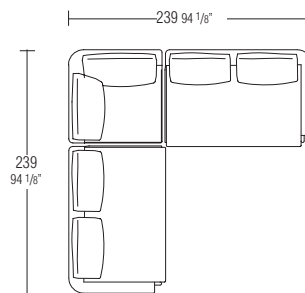
TE188 sx  
AN92  
TE218 dx



CHC06

### composition 7

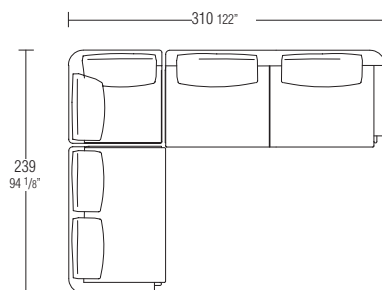
TE147 sx  
AN92  
TE147 dx



CHC07

### composition 8

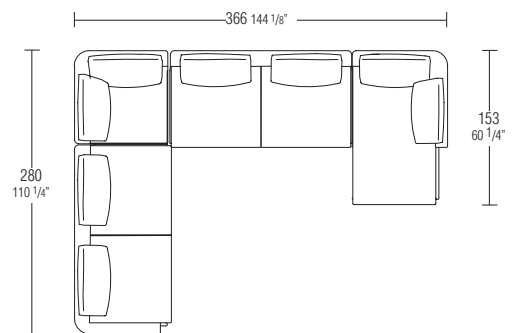
TE147 sx  
AN92  
TE218 dx



CHC08

### composition 9

TE188 sx  
AN92  
CN180  
CH153A dx



CHC09

## DATASHEET

REGISTERED  
DESIGN

IX.2018

## FINISHES MOLTENI&C RANGE

IX.2018



	MATT LACQUER	GLOSSY LACQUER	COLOURED GLASS	ETCHED COLOURED GLASS	CARTAPAGLIA LACQUERED <i>only Gliss Master</i>	STOPSOL GLASS TRANSPARENT STOPSOL GLASS
CHALK WHITE	•	•	•	•	•	
PEARL	•	•	•	•	•	
SILICA	•	•	•	•	•	
SAND	•	•	•	•	•	
DOVE GREY	•	•	•	•	•	
PLATINUM	•	•	•	•	•	
DUNE	•	•	•	•	•	
CLAY	•	•	•	•	•	
DOLOMITE GREY	•	•	•	•	•	
COPPER	•	•	•	•	•	
RUST	•	•	•	•	•	
RUBY	•	•	•	•	•	
CARAMEL	•	•	•	•	•	
MOKA	•	•	•	•	•	
MUSTARD	•	•	•	•	•	
LIGHT BLUE GREY	•	•	•	•	•	
PEWTER COLOUR	•	•	•	•	•	
ANTHRACITE	•	•	•	•	•	
BLACK	•	•	•	•	•	
STOPSOL						•
LESSLESS RED	•					
		only matt lacquer				

# Molteni & C





## FINISHES MOLTENI&C RANGE

IX.2018

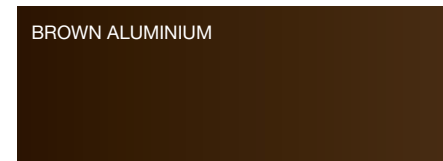
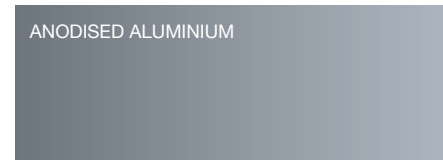



### WOODS



### MARBLES



### METAL PARTS



The finishes shown are indicative and refer to the entire production range. We recommend that you consult the "Colour Range" samples which shown the complete range of finishes, including those not shown here. Molteni&C reserves the right to modify the range without warning.

# Molteni & C

## FINISHES MOLTENI&C RANGE

IX.2018

MELAMINE FRONT  
GLISS MASTER

CARTAPAGLIA WHITE



CARTAPAGLIA ANTHRACITE



CARTAPAGLIA SILICA




GRAFFIATO SILICA




GRAFFIATO BRONZE



SILK DOVE GREY



SILK SILICA



SILK CHALK WHITE



MELAMINE STRUCTURE  
GLISS MASTER

WHITE SHANTUNG



GREY SHANTUNG




MELAMINE STRUCTURE  
GLISS MASTER, MASTER DRESSING,  
GLISS WALK-IN

SILVER CEMBRAN



LARIX DARK



MELAMINE STRUCTURE  
GLISS MASTER, MASTER DRESSING

WHITE



ECO SKIN

IVORY



HEMP



MINK



DARK BROWN



GREY



FINE GRAIN

FINE GRAIN

