


GRADUATE — JEAN NOUVEL 2003

1—
4



Jean Nouvel has designed a brilliant wall structure resolved in a single shelf anchored to the wall or to the ceiling. Slender steel braces support adjustable shelves that seem to float in the air thanks to invisible support mechanisms. Transparency and lightness in space made up of air. Slender steel braces support adjustable shelves that seem to “magically” float in the air thanks to their invisible support mechanisms.

FEATURES

Bookcase consisting of a wall-mounted or ceiling-mounted supporting shelf, to which are attached metal uprights with graduated notches placed at different heights. Shelves can be set in different positions, in correspondence to the graduated notches, thanks to small hidden hooks. The supporting top-shelf and the shelves have a natural or black aluminium finish with plywood edging in colour matching.

ADI Index, 2004 / Design Award of the Federal Republic of Germany, 2006

FINISHES**support shelf - shelf**

natural or black aluminium plywood edge

tie rods - bookends

stainless steel

TECHNICAL INFORMATION**SUPPORT SHELF (WALL MOUNT)**

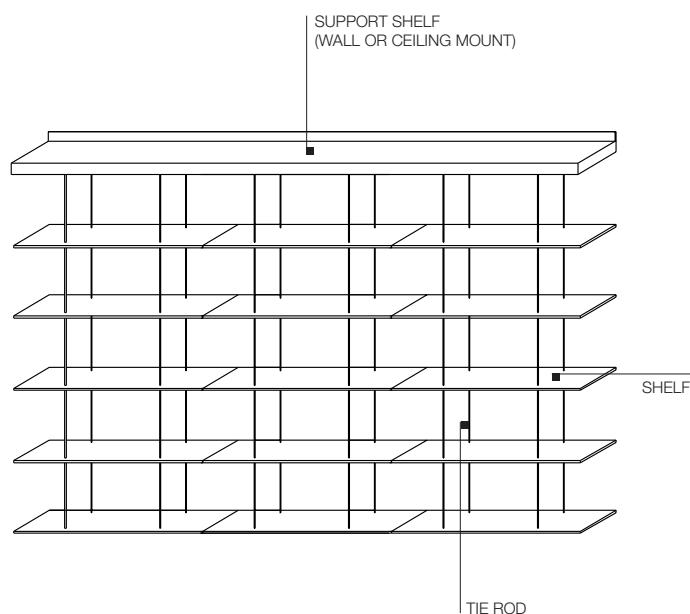
Veneered panel consisting in Birch (*Betula alba*) frame and honeycomb cardboard. Pre-tensioned steel stays inside the frame. Exterior covered with anodised sheet aluminium 1 mm thick; Birch plywood edge. Steel wall plate with anodised aluminium cover. Ceiling mounting plates in shaped metal sheet.

SHELVES

MDF covered with anodised sheet aluminium 1 mm thick; Birch plywood edge.

TIE RODS

Stainless steel.

**Notes for bookcase with wall attachment system**

A chemical resin wall-fixing kit is included in the price of the support shelf and supplied for bookcase installation. This fixing adapts perfectly to solid and perforated walls and various materials (brick, concrete, stone). Minimum required wall thickness 100 mm (4"). Manufactured and certified to UNI EN 1727/99 "FURNITURE SAFETY REQUIREMENTS" standards. The shelves can be positioned on the tie rod at 192 mm (7 1/2") intervals.

Notes for bookcase with ceiling attachment system

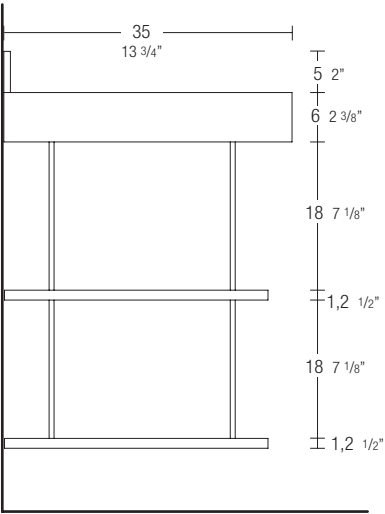
Specific plates for mounting the bookcase to the ceiling are included, but no ceiling-fixing kit is provided, since the most suitable hardware must be determined on a case-by-case basis according to ceiling structure and type of material. We recommend a careful preliminary onsite check in order to verify the structural conditions of the ceilings or ceiling slabs before ordering and installing a ceiling-mounted Graduate bookcase. The dealer is responsible for choosing the most suitable and secure fastening systems for each specific situation, to ensure that the bookcase is safe and that its load capacity conforms to the capacity specified in the catalogue. The shelves, on the rear side, are always configured to accommodate the adjustable spacer and fastener plates for fixing the system to the wall. These elements will be visible if the bookcase is positioned in the centre of the room. Failure to fasten the shelves to the wall will result in the shelves oscillating back and forth.

Reductions

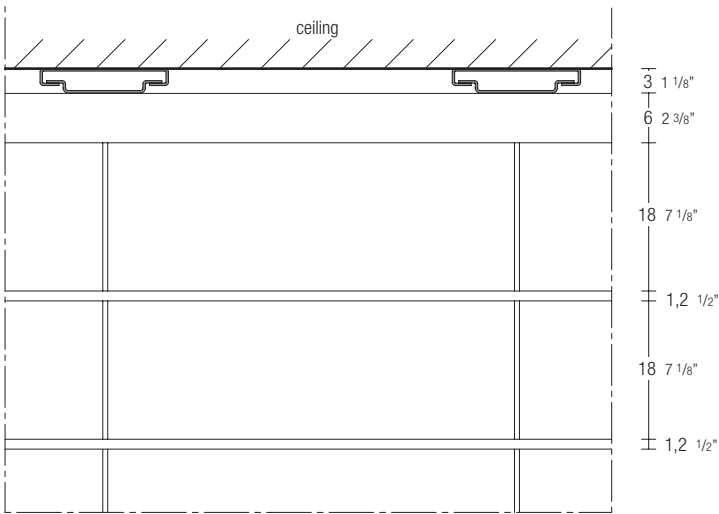
No reductions are possible.

DIMENSIONS

Wall attachment side section



Front view ceiling attachment

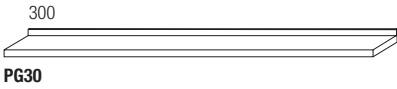
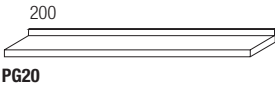
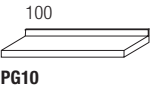


Maximum capacity of the bookcases

Bookcase W 100 (39 3/8") Kg 120
Bookcase W 200 (78 3/4") Kg 240
Bookcase W 300 (118 1/8") Kg 360
maximum capacity single shelf Kg 25

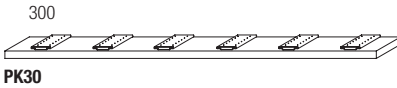
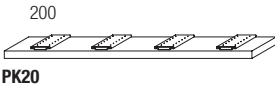
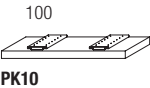
support shelf (wall mount)

D 35 th 6 + 5 rise
D 13 3/4" th 2 3/8" + 2"



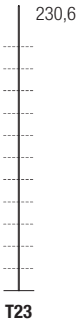
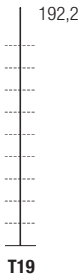
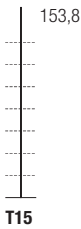
support shelf (ceiling mount)

D 35 th 6 + 3 fastening plates
D 13 3/4" th 2 3/8" + 1 1/8"



tie rods

Ø 0,6 - 1/4"



shelf

W 100 D 32 th 1,2
W 39 3/8" D 12 5/8" th 4 3/4"

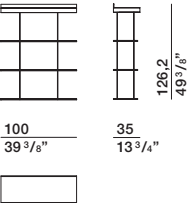


pair of bookends

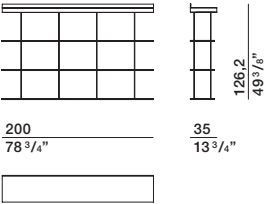


COMPOSITIONS

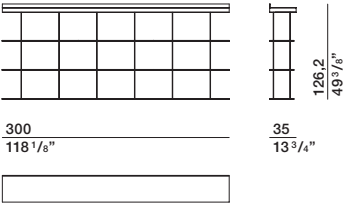
CG1210



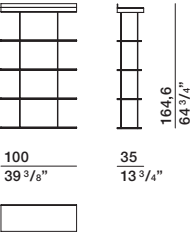
CG1220



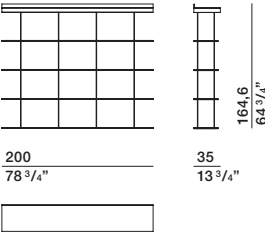
CG1230



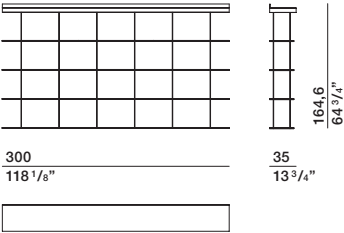
CG1610



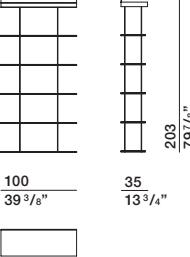
CG1620



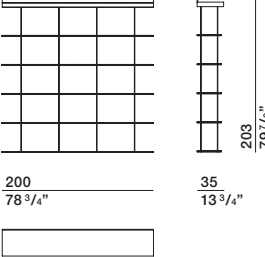
CG1630



CG2010



CG2020



CG2030

