


# PANZERI

## BROOKLYN LINE

220-240V AC ON-OFF  
L23301.150.0401



Suspension lighting fixture for interiors, with direct light emission.  
Extruded aluminium structure in RAL 9003 white powder paint.  
Extruded aluminium reflector in powder paint.  
Extruded polycarbonate diffuser with opaline finish.  
Aluminium end caps in polyacrylic paint.  
Suspension kit with griplocks and 2m (78,7") long steel cables.  
2,2m (86,6") long power cable in transparent PVC.  
Power canopy with pickled sheet metal ceiling bracket and covering in RAL 9003 white polyacrylic paint.

### Data sheet

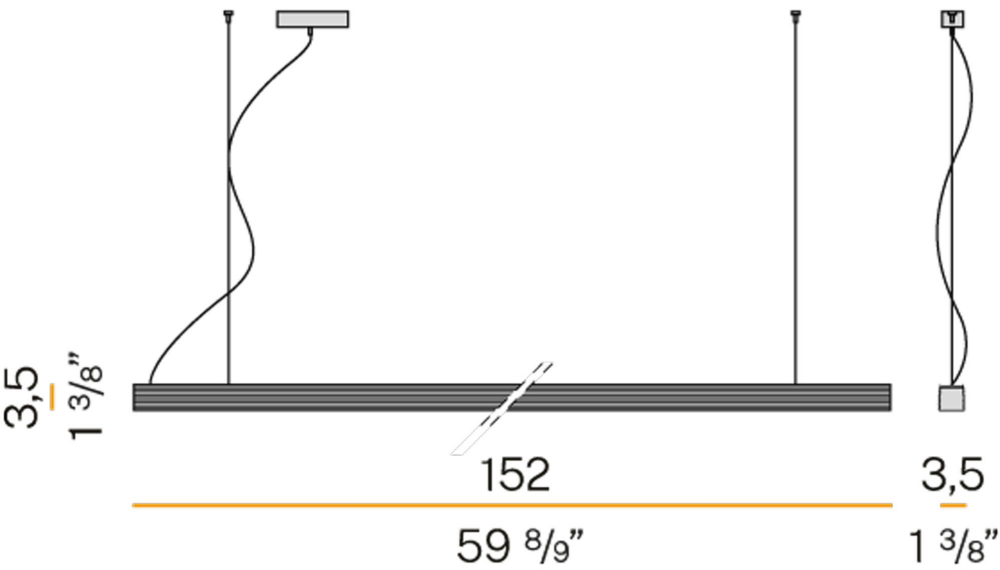
CODE	L23301.150.0401
SYSTEM POWER CONSUMPTION	29W
EFFICACY	59.07lm/W
LIGHT SOURCE	LED
LIGHT SOURCE LIFETIME	L80 (B20) 80.000h
COLOUR TEMPERATURE	3000K Ra>90
LIGHT DISTRIBUTION	Diffused
POWER SUPPLY	220-240V AC
FREQUENCY	50/60Hz
ELECTRICAL CONFIGURATION	ON-OFF
DRIVER	Integrated Included
NOMINAL LUMINOUS FLUX	3420lm
LUMEN OUTPUT	1713lm
EFFICIENCY	50.088%
WEIGHT	2,3100Kg
PROTECTION DEGREE	IP20
COLOUR TOLLERANCES	SDCM 3
PACKING DIMENSIONS (CM)	10 x 175 x 10

### Finish

White




Technical drawing



# PANZERI

## BROOKLYN LINE

220-240V AC ON-OFF  
L23301.100.0401



Suspension lighting fixture for interiors, with direct light emission.  
Extruded aluminium structure in RAL 9003 white powder paint.  
Extruded aluminium reflector in powder paint.  
Extruded polycarbonate diffuser with opaline finish.  
Aluminium end caps in polyacrylic paint.  
Suspension kit with griplocks and 2m (78,7") long steel cables.  
2,2m (86,6") long power cable in transparent PVC.  
Power canopy with pickled sheet metal ceiling bracket and covering in RAL 9003 white polyacrylic paint.

### Data sheet

CODE	L23301.100.0401
SYSTEM POWER CONSUMPTION	20W
EFFICACY	57.1lm/W
LIGHT SOURCE	LED
LIGHT SOURCE LIFETIME	L80 (B20) 80.000h
COLOUR TEMPERATURE	3000K Ra>90
LIGHT DISTRIBUTION	Diffused
POWER SUPPLY	220-240V AC
FREQUENCY	50/60Hz
ELECTRICAL CONFIGURATION	ON-OFF
DRIVER	Integrated Included
NOMINAL LUMINOUS FLUX	2280lm
LUMEN OUTPUT	1142lm
EFFICIENCY	50.088%
WEIGHT	1,9600Kg
PROTECTION DEGREE	IP20
COLOUR TOLLERANCES	SDCM 3
PACKING DIMENSIONS (CM)	13 x 142 x 13

### Finish

White



Technical drawing

