


Molteni & C

EDGE — NICOLA GALLIZIA 2017

1—
2



General notes

- Copyright protected
- Any irregularities should not be considered a defect but an element that emphasizes the distinctiveness of craft work
- A slight variation in colour may occur from dye lot to dye lot
- Variations of +/- 3% on measurements supplied or required are within standard

DATASHEET

REGISTERED
DESIGN

IX.2018

TECHNICAL INFORMATION

Height fleece: cm 1,8
Density: 5kg/mq
Gradient border: cm 40
Structure: hand-tufted
80% Mohair Wool - 20% Linen

COLOURS

Grey gradient border_ Green gradient border
Rose gradient border_Moon gradient border

MAINTENANCE

Vacuum cleaner, at least 2000W


CLEANING

Recommended professional cleaning


Customised carpets are available. Always consider the multiple of 50 cm. The gradient border will be 40 cm.
For larger measurements than 500 cm test the feasibility and the price with the Molteni&C Sales Office.

DIMENSIONS


TAED01



TAED02



TAED03




Grey gradient border

Green gradient border

Rose gradient border

Moon gradient border



DATASHEET

REGISTERED
DESIGN

IX.2018

CARPET COLLECTION

PALETTE - EDGE - STRIPE - ATALANTE

PALETTE EDGE STRIPE

Warning

- 1 Natural fibres will be damaged by direct sunlight and humid places.
- 2 Periodically turn the carpet to avoid localised wear in areas of habitual traffic and/or points subjected to pressure.
- 3 During the first months, a certain amount of pilling is normal. It will begin to diminish after a few weeks of use and does not influence the resistance, look and quality in any way.
- 4 These carpets are hand made and therefore, small variations in shape and size can occur (up to about 3%).
- 5 Small variations in colour could occur from one dye lot to another.

Advice for maintenance and cleaning

- 1 Vacuum the carpet to clean it, and also to reduce pilling and improve the quality of the carpet.
- 2 Regular cleaning is essential to maintain the original look of the carpet. Use a good vacuum cleaner, at least 2000W, and run it in the direction of the pile.

Stain removal

- 1 Dry clean only! Do not clean with water.
- 2 For deeper cleaning, contact a company specialised in carpet cleaning.

Warning

ATALANTE

- 1 Natural fibres will be damaged by direct sunlight and humid places.
- 2 Regularly rotate and turn the carpet over to avoid localised wear and tear and traffic lanes and to ensure dirt shakes off easily.
- 3 During the first few months, some yarns may come loose as hemp is a 100% natural, untreated material. This does not affect the resistance, appearance and quality of the carpet.
- 4 These carpets are hand made and therefore, small variations in shape and size can occur (up to about 3%).
- 5 Minor shade variations may occur between dyeing batches.

Advice for maintenance and cleaning

- 1 Vacuuming the carpet is essential for thorough cleaning.
- 2 Regular cleaning is essential to maintain the original look of the carpet. Use a vacuum cleaner with a rotating brush.

Stain removal

- 1 The sooner you tackle a stain, the easier it is to clean it and the higher your chance of removing it successfully.
- 2 Stains should be removed immediately and thoroughly, and then dried with a hair dryer taking care not to damage the fibres.
- 3 Never pour water onto a stain; instead, dab with a damp white cloth.
- 4 Some discolouration may occur after removing a stain.
- 5 For deeper cleaning, contact a company specialised in carpet cleaning.