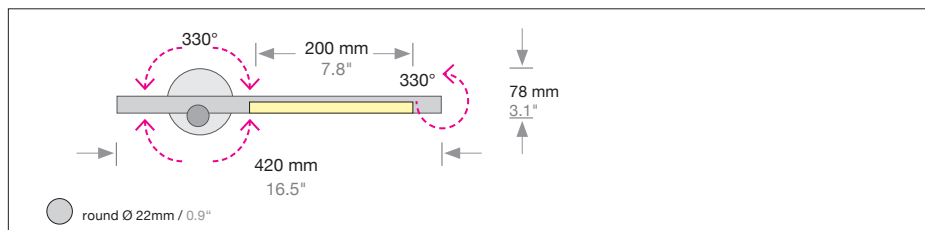



PALITO WALL

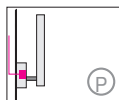
Housing: Aluminium profile with integrated mini lens system, movable body
Design: SATTLER



Sizes	Size: Ø x L mm	Inches	LED Watt	Lumen ¹⁾	Weight ²⁾ kg/lbs	Item No.	LED	Dimming	LED	Finish	Power supply cable	Mounting version
	Ø 22 x 420	ø.9" x 16.5	6,5	650		1544.	x x.	x x.	x x.	x x.	x x x.	
LED		Standard: Warm-white		3000 K		x x x x.	30.	x x.	00.	x x.	x x x.	x
CRI > 90		Optional: Neutral-white		4000 K		x x x x.	40.	x x.	00.	x x.	x x x.	x
SELV		Extra warm-white		2700 K		x x x x.	27.	x x.	00.	x x.	x x x.	x
Dimming		Standard: Dimmable TRIAC				x x x x.	x x.	11.	x x.	x x.	x x x.	x
Finish						x x x.	x x.	x x.	x x.	. .	x x x.	x
(Standard)	66 bronze anodised brushed	(Optional)	60 silver anodised brushed	62 black anodised brushed	65 champ. gold anodised brushed							

Mounting version

Standard:

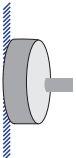


Direct wall mounting with power supply unit in canopy



1544.	--.	11.	00.	--.	000.	P
-------	-----	-----	-----	-----	------	---

Complete order number

Canopy:		
Type	For use with Mounting version	Protective rating
	DB 78/32 Cover Ø 78 mm / 3.1" H 32 mm / 1.3" Same colour as luminaire	P
		IP 40
Input voltage for canopy is 220-240 VAC 50/60 Hz		



Handcrafted in Germany, certified quality

IP 40

Protective rating of luminaire



Direct / indirect light distribution



Protection class 1



Luminaires are suitable for mounting on ordinary flammable materials, which have an inflammation point of at least 200° C. / 392° F.