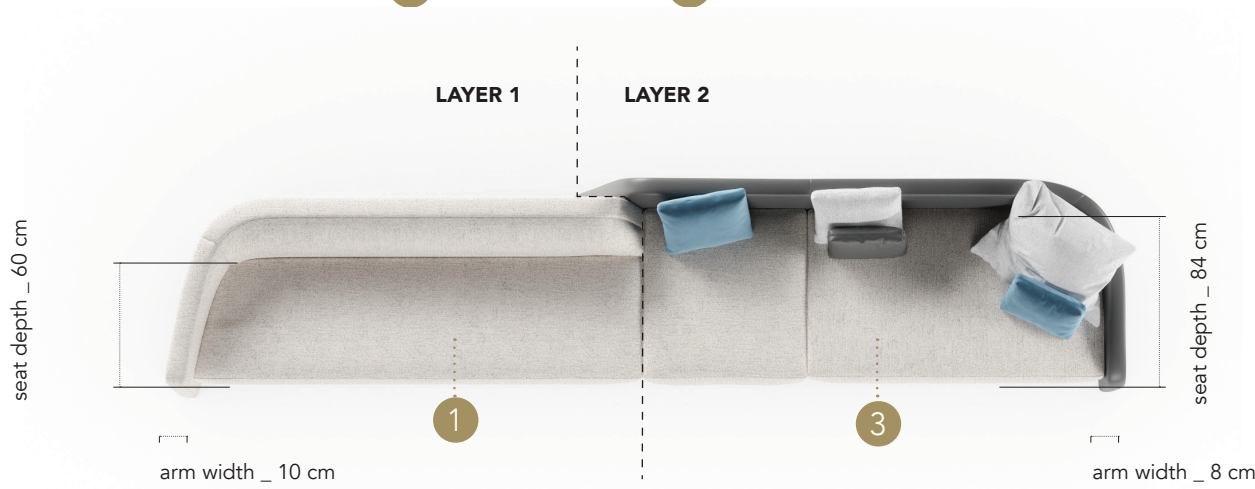


STRATUM SOFA

Design · *pininfarina*



LAYER 2

- Piping in tinta oppure a contrasto in tessuto Amsterdam o in pelle Cat. C
- Matching piping or in contrast colour in Amsterdam fabric or in Cat. C leather

SCHIENALE E SEDUTA BACK AND SEAT | 1

LAYER 1

Rivestimento in
Upholstery in:

Tessuto
Fabric



MATERIAL SHEET- A

Super
Extra
Luxury

Pelle
Leather



MATERIAL SHEET- B

Cat C
Nabuk
Colorata

SCHIENALE BACK | 2

LAYER 2

Rivestimento in
Upholstery in:

Tessuto
Fabric



MATERIAL SHEET- A

Super
Extra
Luxury

Pelle
Leather



MATERIAL SHEET- B

Cat C
Nabuk
Colorata

SEDUTA SEAT | 3

LAYER 2

Rivestimento in
Upholstery in:

Tessuto
Fabric



MATERIAL SHEET- A

Super
Extra
Luxury

Pelle
Leather

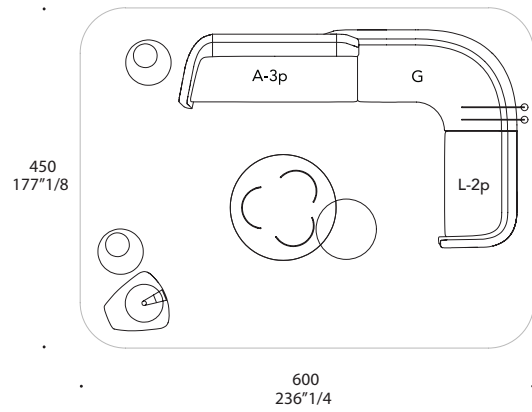


MATERIAL SHEET- B

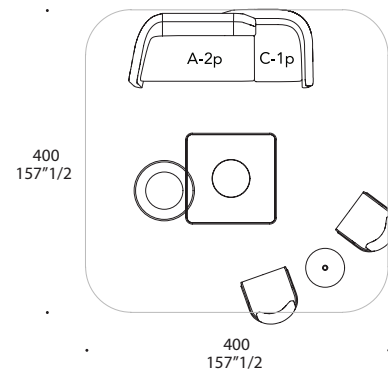
Cat C
Nabuk
Colorata

COMPOSIZIONI COMPOSITIONS

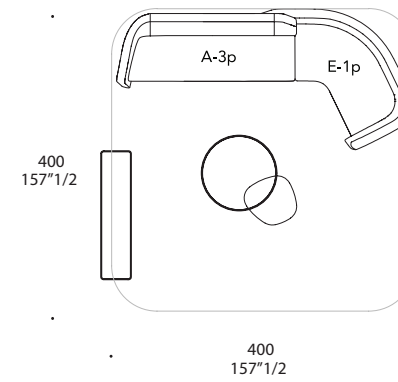
Composition 1



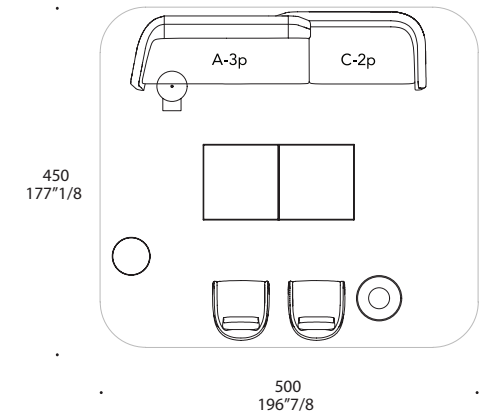
Composition 2



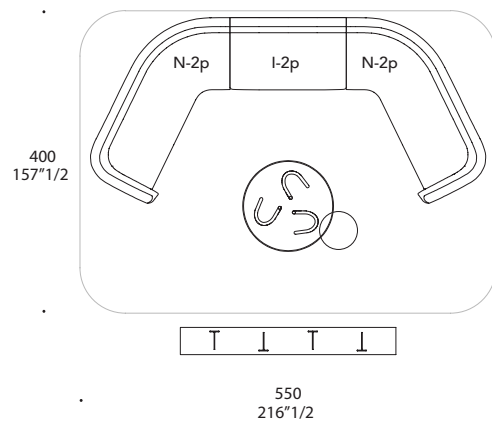
Composition 3



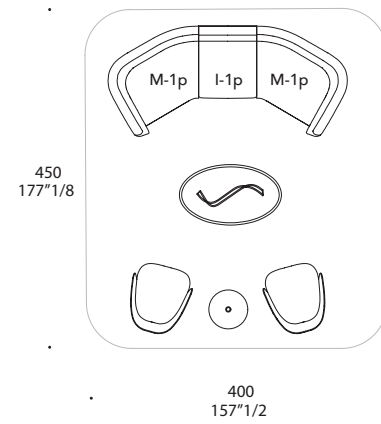
Composition 4



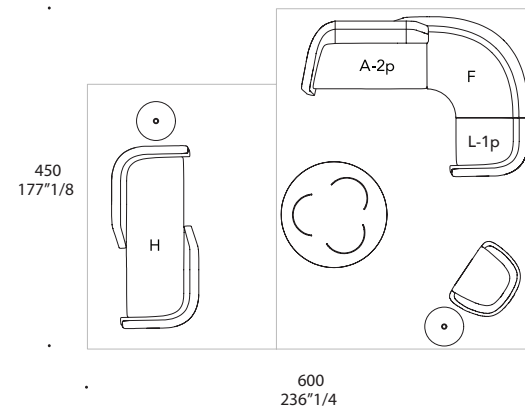
Composition 5



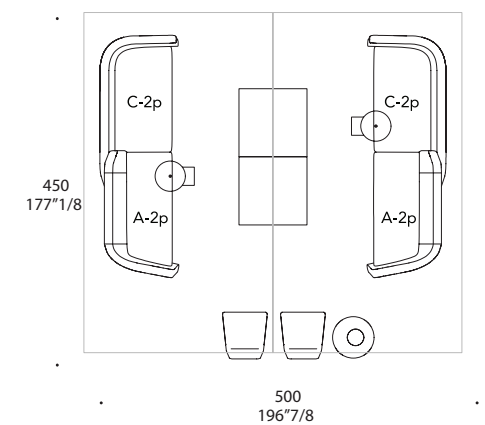
Composition 6



Composition 7



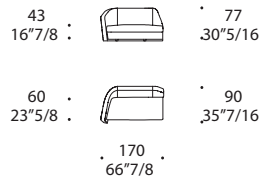
Composition 8



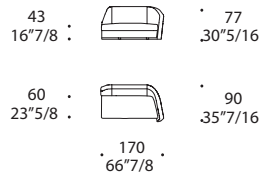
LAYER 1

MODULO A

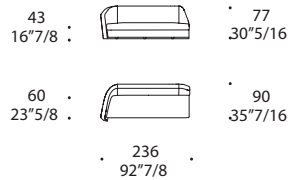
2 seater SX



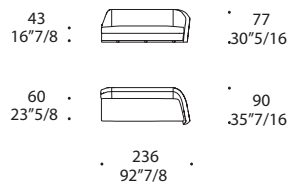
2 seater DX



3 seater SX

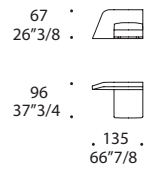


3 seater DX

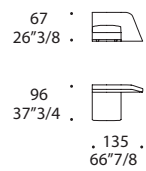


MODULO B

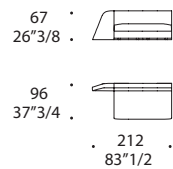
1 seat DX



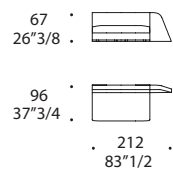
1 seat SX



2 seater DX

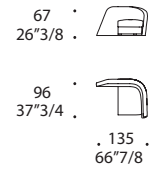


2 seater SX

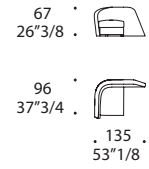


MODULO C

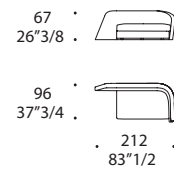
1 seat DX



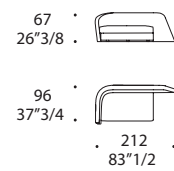
1 seat SX



2 seater DX



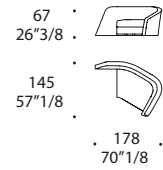
2 seater SX



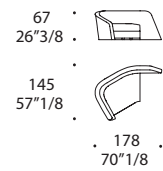
LAYER 2 CON ALA / WITH WING

MODULO D

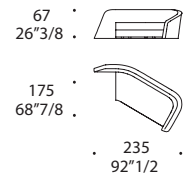
CORNER 60°
1 seat DX



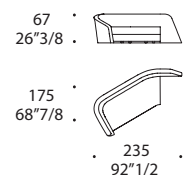
CORNER 60°
1 seat SX



CORNER 60°
2 seater DX

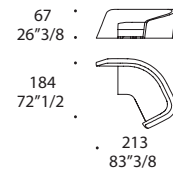


CORNER 60°
2 seater SX

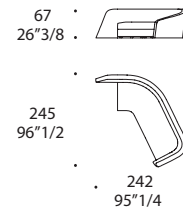


MODULO E

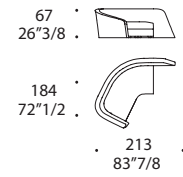
CORNER 30°
1 seat DX



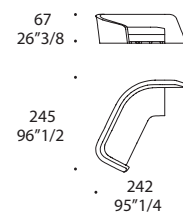
CORNER 30°
2 seater DX



CORNER 30°
1 seat SX

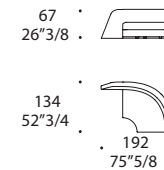


CORNER 30°
2 seater SX

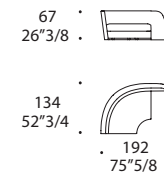


MODULO F

CORNER 90°
1 seat DX

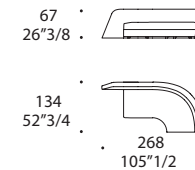


CORNER 90°
1 seat SX

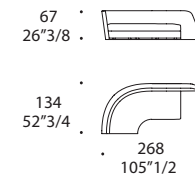


MODULO G

CORNER 90°
2 seater DX

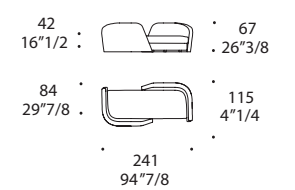


CORNER 90°
2 seater SX



MODULO H

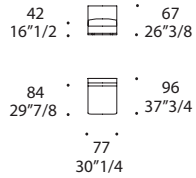
DOUBLE FACES
2 seater DX



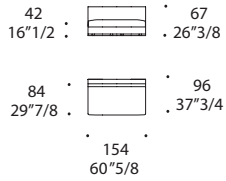
LAYER 2

MODULO I

1 seat

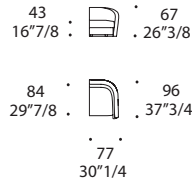


2 seater



MODULO L

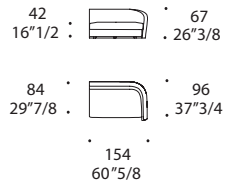
1 seat DX



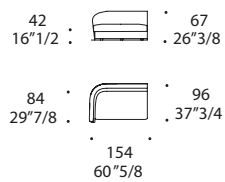
1 seat SX



2 seater DX

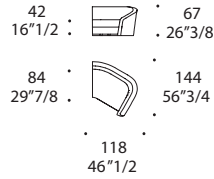


2 seater SX

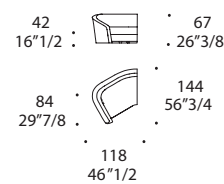


MODULO M

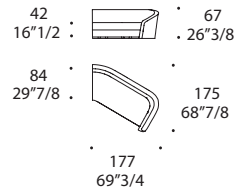
CORNER 60°
1 seat DX



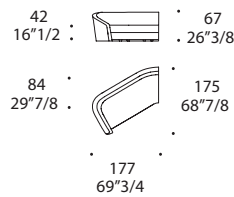
CORNER 60°
1 seat SX



CORNER 60°
2 seater DX

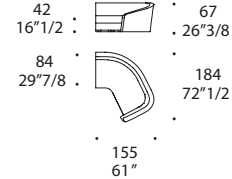


CORNER 60°
2 seater SX

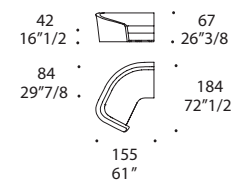


MODULO N

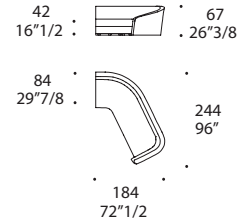
CORNER 30°
1 seat DX



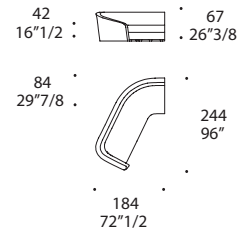
CORNER 30°
1 seat SX



CORNER 30°
2 seater DX

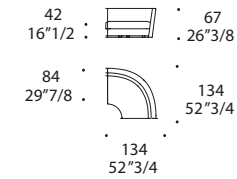


CORNER 30°
2 seater SX

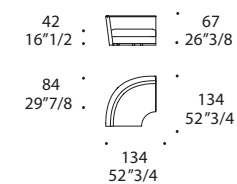


MODULO O

CORNER 90°
1 seat DX

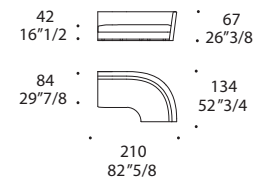


CORNER 90°
1 seat SX



MODULO P

CORNER 90°
2 seater DX



CORNER 90°
2 seater SX

