

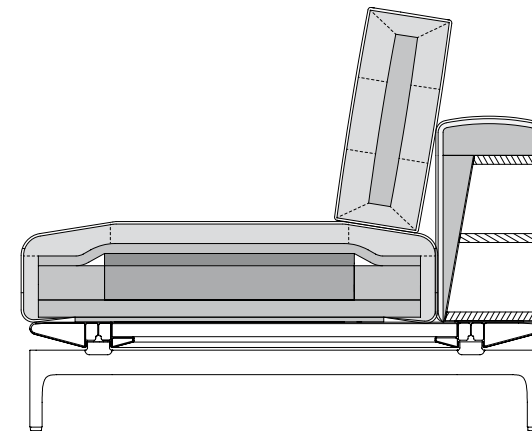
TECHNICAL DATA

ROLF BENZ LIV

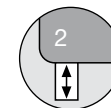


**ROLF
BENZ**

- Seat made of polyurethane foam, built up in layers and coordinated in different thicknesses and hardnesses, covered with a pad consisting of 20 % viscose foam and 80 % microfibres
- Spring system: Glass fibre-reinforced plastic female connectors
- Back with wooden frame inside
- Back pad in polyurethane foam
- Upholstery cover glued-on non-woven polyester
- Down-like backrest cushions comprising compartments with a filling made of 100 % microfibres and a supporting core made of polyurethane
- Frame Smooth aluminium, powder-coated, matt:
 - RAL 9017 Traffic black
 - RAL 7022 Umbra grey
 - Marrone metallic
- Seat height options 42 cm or 45 cm



Seat heights available

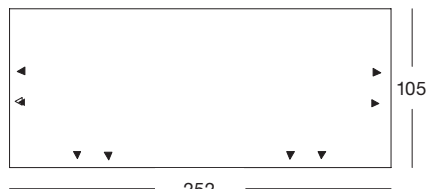


Wave formation and depressions in the seat area are unavoidable, due to comfort and design reasons, even in high quality Rolf Benz upholstered furniture.
All measurements are approximate.

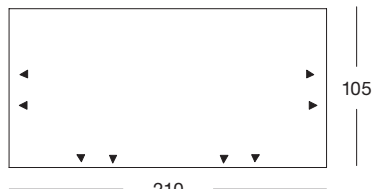
**ROLF
BENZ**

Rolf Benz LIV | Module: frame + back (shelving unit) / side section + seat cushions + back cushion = complete model

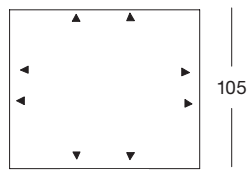
Extra-deep frame



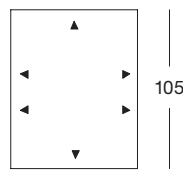
UE-RA-MET 535/252



UE-RA-MET 535/210



UE-RA-MET 535/126

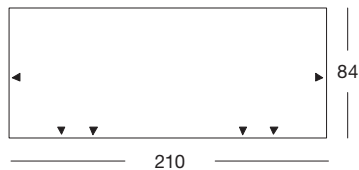


UE-RA-MET 535/84

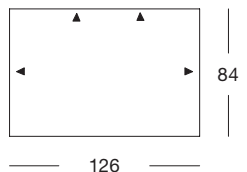
Frame



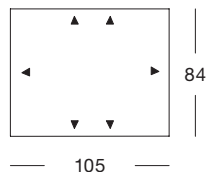
RA-MET 535/252



RA-MET 535/210



RA-MET 535/126



RA-MET 535/105

**ROLF
BENZ**

Rolf Benz LIV | Module: frame + back (shelving unit) / side section + seat cushions + back cushion = complete model


Wide back



RU-B 535/126



RU-B 535/105



RU-B 535/84

Narrow back



RU-S 535/126


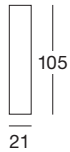


RU-S 535/105


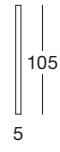


RU-S 535/84

Side section / wide



Side section / narrow



Shelf



SHELF 535/126



SHELF 535/105

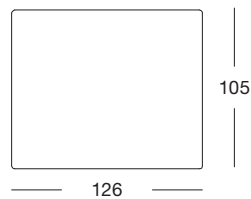


SHELF 535/84

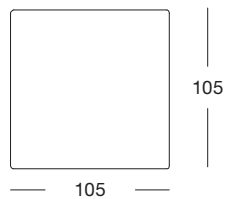
**ROLF
BENZ**

Rolf Benz LIV | Module: frame + back (shelving unit) / side section + seat cushions + back cushion = complete model

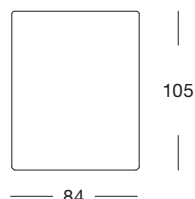
Extra-deep seat
cushions



UE-SIK 535 SB 126



UE-SIK 535 SB 105

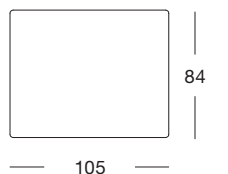


UE-SIK 535 SB 84

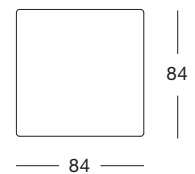
Seat cushions



SIK 535 SB 126



SIK 535 SB 105

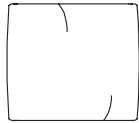


SIK 535 SB 84

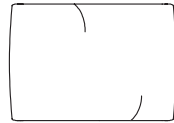
**ROLF
BENZ**

Rolf Benz LIV | Module: frame + back (shelving unit) / side section + seat cushions + back cushions = complete model

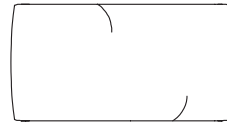
Back cushions



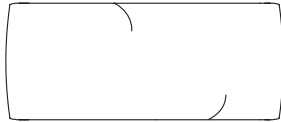
RUK 535/50



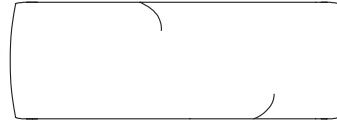
RUK 535/63



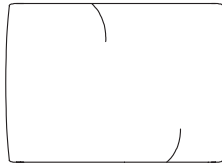
RUK 535/84



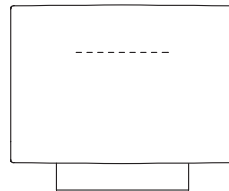
RUK 535/105



RUK 535/126



H-RUK 535/84



H-RUK-RO 535/84



N-RUK 535/58 x 34



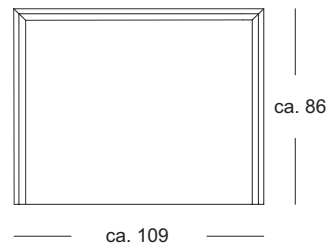
PO-RO 535/10 x 56

**ROLF
BENZ**



Sofa 535-2 SB-252

RA-MET 535/252
RU/ST-S 535/84 left
RU-S 535/126 left
RU-S 535/126 right
RU/ST-S 535/84 right
SIK 535 SB126 left
SIK 535 SB126 right



Armchair 535-1

RA-MET 535/105
RU/ST-S 535/84 left
RU-S 535/105
RU/ST-S 535/84 right
SIK 535 SB-105 SE STS



Sofa 535-3 SB-210

UE-RA-MET 535 252
RU/ST-B 535/84 left
REG 535/126 left
REG 535/126 right
RU/ST-B 535/84 right
SIK 535 SB-105 left
SIK 535 SB-105 right



Sofa 535-4 SB-210


UE-RA-MET 535/252
RU/ST-B 535/84 left
RU-B 535/126 left
RU-B 535/126 right
RU/ST-B 535/84 right
SIK 535 SB-105 left
SIK 535 SB-105 right

Concerns all figures:

The specified dimensions are the dimensions of the individual components in cm. For design reasons, the dimensions of the fully assembled furniture vary by approximately up to + 4 cm.

Back cushions are not included in the example combinations. Normal-height back cushions are available in grid sizes 63 cm, 84 cm, 105 cm and 126 cm. To preserve the model's lightweight character, a grid one size smaller than the seat cushion is always recommended.

**ROLF
BENZ**

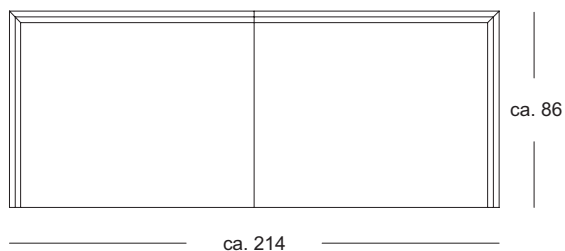


Sofa 535-5 SB-210

UE-RA-MET 535/210
RU/ST-S 535/105 left
RU-S 535/105 left
RU-S 535/105 right
RU/ST-S 535/105 right
UE-SIK 535 SB-105 left
UE-SIK 535 SB-105 right

Concerns all figures:


The specified dimensions are the dimensions of the individual components in cm. For design reasons, the dimensions of the fully assembled furniture vary by approximately up to + 4 cm.



Sofa 535-6 SB-210

RA-MET 535/210
RU/ST-S 535/84 left
RU-S 535/105 left
RU-S 535/105 right
RU/ST-S 535/84 right
SIK 535 SB-105 left
SIK 535 SB-105 right

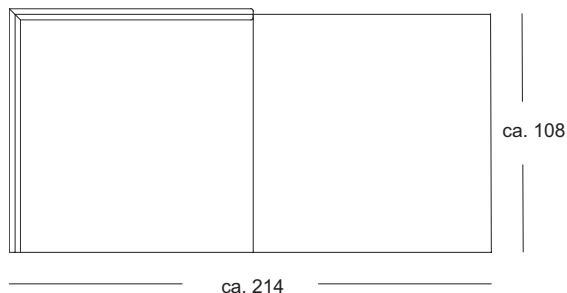
Back cushions are not included in the example combinations. Normal-height back cushions are available in grid sizes 63 cm, 84 cm, 105 cm and 126 cm. To preserve the model's lightweight character, a grid one size smaller than the seat cushion is always recommended.



Sofa 535-24 SB-252

UE-RA-MET 535/252
RU/ST-S 535/105 left
RU-S 535/126 left
RU-S 535/126 right
RU/ST-S 535/105 right
UE-SIK 535 SB-126 left
UE-SIK 535 SB-126 right

**ROLF
BENZ**



Recamiere 535-11 left

UE-RA-MET 535/210
RU/ST-S 535/105 left
RU-S 535/105 left
UE-SIK 535 SB-105 left
UE-SIK 535 SB-105 right

Concerns all figures:

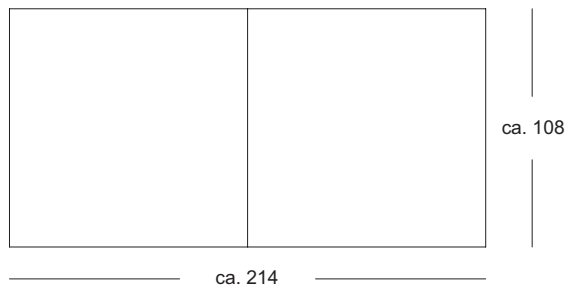
The specified dimensions are the dimensions of the individual components in cm. For design reasons, the dimensions of the fully assembled furniture vary by approximately up to + 4 cm.



Recamiere 535-25 left

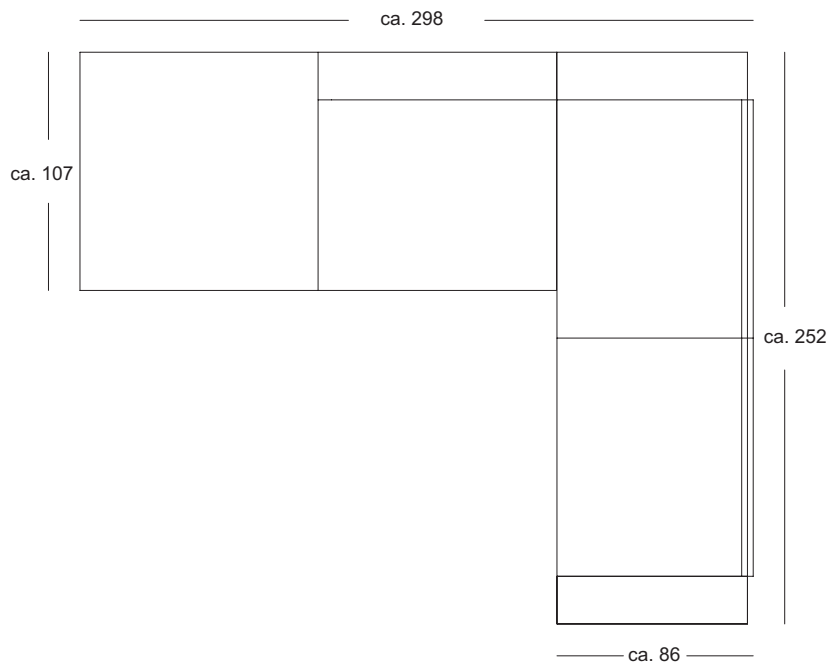
UE-RA-MET 535/210
RU/ST-B 535/84 left
REG 535/105 right
SIK 535 SB-84 left
UE-SIK 535 SB-105 right

Back cushions are not included in the example combinations. Normal-height back cushions are available in grid sizes 63 cm, 84 cm, 105 cm and 126 cm. To preserve the model's lightweight character, a grid one size smaller than the seat cushion is always recommended.



Bank 535-13

UE_RA_MET 535/210
UE-SIK 535 SB-105 left
UE-SIK 535 SB-105 right



Modular group 535-14 left


UE-RA-MET 535/210
 REG 535/105 right
 UE-SIK 535 SB-105 left
 SIK 535 SB-105 right
 Coupling plate

RA-MET 535/252
 REG 535/84 left
 RU-S 535/105 left
 RU-S 535/105 right
 RU/ST-B 535/84 right
 SIK 535 SB-105 left
 SIK 535 SB-105 right

Back cushions are not included in the example combinations. Normal-height back cushions are available in grid sizes 63 cm, 84 cm, 105 cm and 126 cm. To preserve the model's lightweight character, a grid one size smaller than the seat cushion is always recommended.

The specified dimensions are the dimensions of the individual components in cm. For design reasons, the dimensions of the fully assembled furniture vary by approximately up to + 4 cm.

**ROLF
 BENZ**



Modular group 535-16 left


UE-RA-MET 535/252
 RU/ST-B 535 / 105 left
 RU-S 535/105 left
 RU-S 535/105 right
 REG 535/105 right
 UE-SIK 535 SB-105 left
 UE-SIK 535 SB-105 right
 Coupling plate

UE-RA-MET 535/210
 REG 535/105 left
 REG 535/105 right
 RU/ST-B 535/84 right
 SIK 535 SB-105 left
 SIK 535 SB-84 right

The specified dimensions are the dimensions of the individual components in cm. For design reasons, the dimensions of the fully assembled furniture vary by approximately up to + 4 cm.

Back cushions are not included in the example combinations. Normal-height back cushions are available in grid sizes 63 cm, 84 cm, 105 cm and 126 cm. To preserve the model's lightweight character, a grid one size smaller than the seat cushion is always recommended.

**ROLF
 BENZ**



Modular group 535-18 left

UE-RA-MET 535/252
 RU/ST-S 535/105 left
 RU-S 535/126 left
 RU-S 535/126 right
 UE-SIK 535 SB-126 left
 UE-SIK 535 SB-126 right
 Coupling plate


UE-RA-MET 535/84
 UE-SIK 535 SB-84
 Coupling plate

UE-RA-MET 535/252
 RU/ST-S 535/105 left
 RU-S 535/126 left
 RU-S 535/126 right
 RU/ST-S 535/105 right
 UE-SIK 535 SB-126 left
 UE-SIK 535 SB-126 right

The specified dimensions are the dimensions of the individual components in cm. For design reasons, the dimensions of the fully assembled furniture vary by approximately up to + 4 cm.

Back cushions are not included in the example combinations.
 Normal-height back cushions are available in grid sizes 63 cm, 84 cm, 105 cm and 126 cm. To preserve the model's lightweight character, a grid one size smaller than the seat cushion is always recommended.

**ROLF
 BENZ**



Modular group 535-20 left

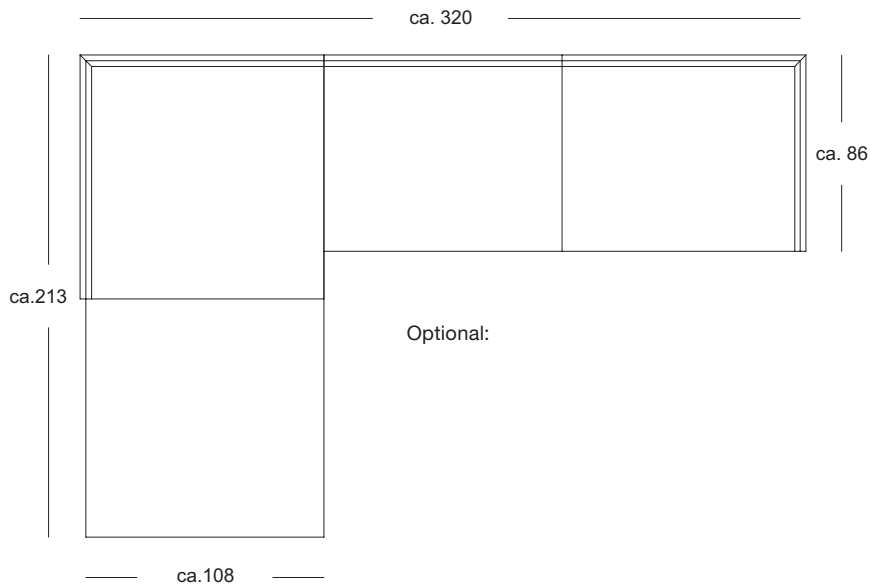
UE-RA-MET 535/210
 RU-B 535/105 right
 UE-SIK 535 SB-105 left
 SIK 535 SB-105 right
 Coupling plate

RA-MET 535/252
 RU/ST-B 535/84 left
 RU-S 535/105 left
 RU-S 535/126 right
 RU/ST-S 535/84 right
 SIK 535 SB-105 left
 SIK 535 SB-126 right

Back cushions are not included in the example combinations. Normal-height back cushions are available in grid sizes 63 cm, 84 cm, 105 cm and 126 cm. To preserve the model's lightweight character, a grid one size smaller than the seat cushion is always recommended.

The specified dimensions are the dimensions of the individual components in cm. For design reasons, the dimensions of the fully assembled furniture vary by approximately up to + 4 cm.

**ROLF
 BENZ**



Modular group 535-22 left


UE-RA-MET 535/210
 RU-S 535/105 right
 RU/ST-S 535/105 right
 UE-SIK 535 SB-105 left
 UE-SIK 535 SB-105 right
 Coupling plate

RA-MET 535/210
 RU-S 535/105 left
 RU-S 535/105 right
 RU/ST-S 535/84 right
 SIK 535 SB-105 left
 SIK 535 SB-105 right

Back cushions are not included in the example combinations. Normal-height back cushions are available in grid sizes 63 cm, 84 cm, 105 cm and 126 cm. To preserve the model's lightweight character, a grid one size smaller than the seat cushion is always recommended.

The specified dimensions are the dimensions of the individual components in cm. For design reasons, the dimensions of the fully assembled furniture vary by approximately up to + 4 cm.

**ROLF
 BENZ**



Modular group 535-27 left

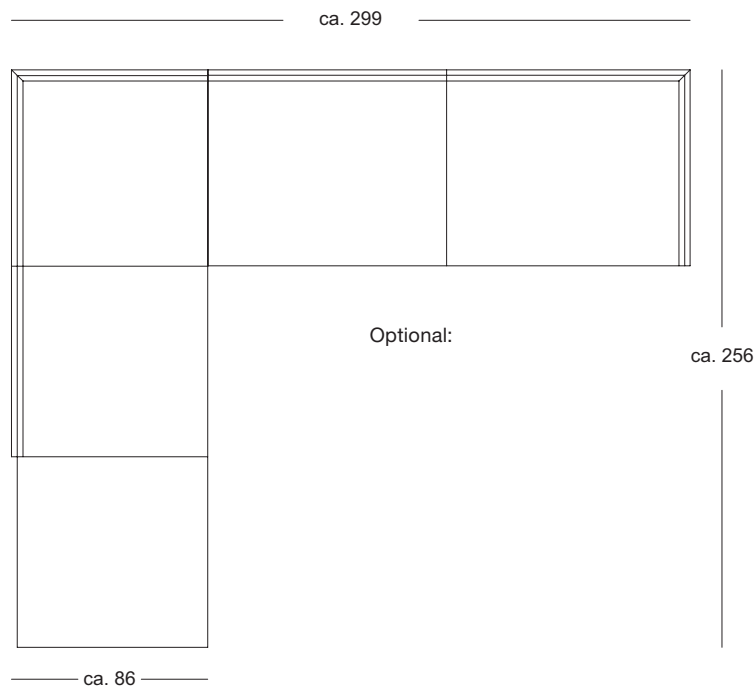
UE-RA-MET 535/84
UE-SIK 535 SB-84
Coupling plate

RA-MET 535/252
RU/ST-S 535/84 left
RU-S 535/84 left
RU-S 535/84
RU-S 535/84 right
RU/ST-S 535/84 right
SIK 535 SB-84 left
SIK 535 SB-84
SIK 535 SB-84 right

Back cushions are not included in the example combinations. Normal-height back cushions are available in grid sizes 63 cm, 84 cm, 105 cm and 126 cm. To preserve the model's lightweight character, a grid one size smaller than the seat cushion is always recommended.

The specified dimensions are the dimensions of the individual components in cm. For design reasons, the dimensions of the fully assembled furniture vary by approximately up to + 4 cm.

**ROLF
BENZ**



Modular group 535-29 left

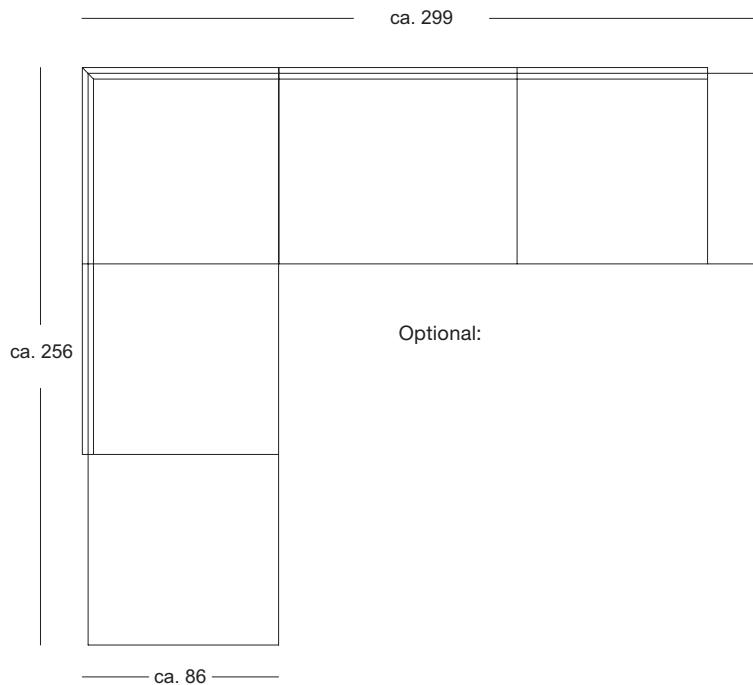
RA-MET 535/252
 RU-S 535/84
 RU-S 535/84 right
 RU/ST-S 535/84 right
 SIK 535 SB-84 left
 SIK 535 SB-84
 SIK 535 SB-84 right
 Coupling plate

RA-MET 535/210
 RU-S 535/105 left
 RU-S 535/105 right
 RU/ST-S 535/84 right
 SIK 535 SB-105 left
 SIK 535 SB-105 right

Back cushions are not included in the example combinations. Normal-height back cushions are available in grid sizes 63 cm, 84 cm, 105 cm and 126 cm. To preserve the model's lightweight character, a grid one size smaller than the seat cushion is always recommended.

The specified dimensions are the dimensions of the individual components in cm. For design reasons, the dimensions of the fully assembled furniture vary by approximately up to + 4 cm.

**ROLF
 BENZ**



Modular group 535-31 left

RA-MET 535/252
 RU-S 535/84
 RU-S 535/84 right
 RU/ST-S 535/84 right
 SIK 535 SB-84 left
 SIK 535 SB-84
 SIK 535 SB-84 right
 Coupling plate

RA-MET 535/210
 RU-S 535/105 left
 RU-S 535/84 right
 REG 535/84 right
 SIK 535 SB-105 left
 SIK 535 SB-84 right

Back cushions are not included in the example combinations. Normal-height back cushions are available in grid sizes 63 cm, 84 cm, 105 cm and 126 cm. To preserve the model's lightweight character, a grid one size smaller than the seat cushion is always recommended.

The specified dimensions are the dimensions of the individual components in cm. For design reasons, the dimensions of the fully assembled furniture vary by approximately up to + 4 cm.