



Model Code F2523

revision 00 of 24-03-17
(the present replaces any previous versions)

Designer: centro studi interno.

Structure: pinewood, beechwood, multilayer and plywood covered with polyurethane foam covered with 100% polyester layer, additionally wrapped with thermo-bonded textile fabric coupled with cloth.

Spring system: elastic webbing.

Seat Padding: seat cushions in diversified density ecological polyurethane foam, covered with a feather mix thin mattress, additionally wrapped with thermo-bonded textile fabric coupled with cloth.

Back Padding: back cushions in diversified density ecological polyurethane foam, covered with a feather mix thin mattress, additionally wrapped with thermo-bonded textile fabric coupled with cloth.

Arm Interior: ecologic polyurethane foam covered with 100% dacron polyester padding, additionally wrapped with thermo-bonded textile fabric coupled with cloth.

Removability: removable covers on back cushions, seat cushions and lumbar supports.

Sewing: leather covers feasible with contrast stitching in the colors available; cuts and sewing vary on microfiber (or fabric) covers.

Mechanisms: manually liftable panel positioned on the top rear side of the sofa; the panel can be manually lifted thanks to two metal joints. A 90° rotation of the panel allows the back cushions to be repositioned, thus increasing the seat depth by 18 cm and the height of the model by 15 cm. This mechanism is not available on version: "Fixed back long side square corner".

Components: the model comes equipped with n. 1 feather mix lumbar support per back side, with the exception of versions "Long side square corner" and "Fixed back long side square corner".

Standard feet: PVC h. 4 cm.

Please note: leather covers come in combination with Lady, a soft, suede-effect microfiber fabric, which ensures a correct breathability. Lady is a water-repellent fabric; it is placed on the back cushions' and lumbar supports' rear parts and covers the structure supporting the back (lumbar support and inner side of the panel). The pre-arranged color of fabric Lady is not always identical to the color of the leather; it does however match with it ("tone-on-tone"). Alternatively customers may choose the desired color match and indicate their color choice on the order. The colors available for this article are shown in the Lady's folder. Version O83 features a beech-wood multilayer frame, supported by metal hook brackets with nailed covering.

With the reservation of carrying for production purposes and without advanced notices modifications on the materials, coverings and dimensions of the product as indicated in the relevant specification. The given dimensions and volume are of indicative value being subject to the production process tolerances.

Density of seat and back

Markets	Seat	Back
I	35/piuma Medium	piuma con inserto 23
D - NL - CH		
USA - California		
GB	35/piuma fire retardant	piuma con inserto 25 fire retardant
Others	35/piuma Medium	piuma con inserto 23

Note: when no values/contents are specified in the chart, please refer to "Others" field/area.

Coverings

	suggested	not suggested	not possible
thick leathers	✓		
thin elastic leathers	✓		
natural leathers	✓		
fabric*	✓		
microfibre*	✓		
leather + split	✓		
DeLuxe			✓
multicovering			✓
multicolour			✓

Please note: for not removable models, only one colour fabric covers are available.

* fabrics and microfibers are not available for the U.K. market

Multicovering / Components / Optional vers.



1093TAV_C

Feet



PVC H4

Ottoman

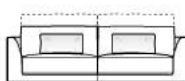
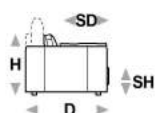


↑ fold following the dotted line ↑

matheola.cal 1093



L Length - H Height - D Depth - SH Seat Height - SD Seat Depth
Dimensions refer to maximum sizes.



dimensions

L 180
H75 D109 SH41 SD55

L 210
H75 D109 SH41 SD55

L 230
H75 D109 SH41 SD55

L 86
H41 D86 SH- SD-

L 109
H41 D109 SH- SD-

version code

200

240

300

540

560

Description

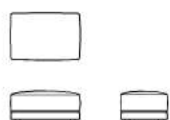
2 seater

2 1/2 seater

3 seater

ottoman

big ottoman



L 86
H41 D60 SH- SD-

635

L 96
H41 D60 SH- SD-

641

L 55
H30 D15 SH- SD-

656

L 105
H75 D109 SH41 SD55

110

L 105
H75 D109 SH41 SD55

120

L 115
H75 D109 SH41 SD55

114

rectangular
ottoman

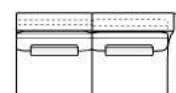
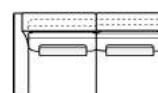
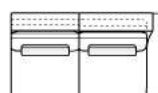
rectang.ottoman
maxi

lumbar support

1 right arm
facing chair

1 left arm facing
chair

rhf maxi chair



L 115
H75 D109 SH41 SD55

124

lhf maxi chair

L 86
H75 D109 SH41 SD55

130

chair without
armr.

L 96
H75 D109 SH41 SD55

144

maxi chair no
arm

L 191
H75 D109 SH41 SD55

251

1 right arm fac.2
1/2 str

L 191
H75 D109 SH41 SD55

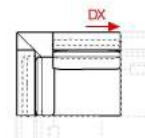
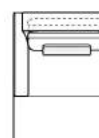
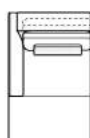
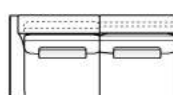
252

1 left arm fac. 2
1/2 str

L 211
H75 D109 SH41 SD55

310

1right arm facing
3 str



L 211
H75 D109 SH41 SD55

320

1left arm facing 3
str

L 105
H75 D169 SH41 SD115

410

chaise lon.raf
arm fac

L 105
H75 D169 SH41 SD115

420

chaise lon.lft arm
fac

L 115
H75 D169 SH41 SD115

601

maxi chaise
lon.rgt arm fac.

L 115
H75 D169 SH41 SD115

602

maxi chaise
lon.lft arm fac.

L 130
H75 D109 SH41 SD55

010

square corner
longside right

↓ fold following the dotted line ↓

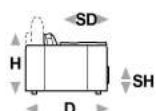


↑ fold following the dotted line ↑

matheola.cal 1093



L Length - H Height - D Depth - SH Seat Height - SD Seat Depth
Dimensions refer to maximum sizes.



dimensions

version code

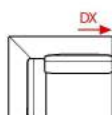
Description



L 130
H75 D109 SH41 SD55

011

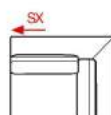
square corner
longside left



L 130
H75 D106 SH41 SD55

P55

fix.back rhf
longside sq.cor



L 130
H75 D106 SH41 SD55

P56

fix.back lhf
longside sq.cor



L 60
H41 D109 SH- SD-

A24

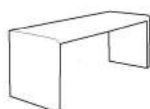
terminal ottoman
rx



L 60
H41 D109 SH- SD-

A35

terminal ottoman
lx



L 35
H35 D105 SH- SD-

O83

table_c

↓ fold following the dotted line ↓

