


PANZERI

TO-BE

24V DC
M02501.085.0510



Multiple suspension lighting fixture for interiors, with direct light emission.
Extruded aluminium structure in white, matt black, bronze or matt brass polyacrylic paint or with gold leaf coating.
Extruded aluminium heat sink.
Modelled polycarbonate diffuser with opaline finish.
Turned brass end cap in polyacrylic paint.
2m (78,7") long suspension and power cable in transparent PVC.
Provided without power canopy, complete with cable clamp on the cable's free extremity.

Data sheet

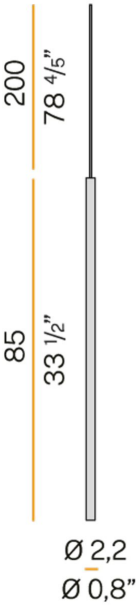
CODE	M02501.085.0510
SYSTEM POWER CONSUMPTION	2,8W
EFFICACY	90.5lm/W
LIGHT SOURCE	LED
LIGHT SOURCE LIFETIME	L70 (B50) 60.000h
COLOUR TEMPERATURE	2700K Ra>90
LIGHT DISTRIBUTION	Diffused
POWER SUPPLY	24V DC
FREQUENCY	
ELECTRICAL CONFIGURATION	
DRIVER	Remote Not Included
NOMINAL LUMINOUS FLUX	270lm
LUMEN OUTPUT	181lm
EFFICIENCY	67.037%
WEIGHT	0,5100Kg
PROTECTION DEGREE	IP40
COLOUR TOLLERANCES	SDCM 3
PACKING DIMENSIONS (CM)	8 x 114 x 8

Finish

White




Technical drawing



Accessories / canopy

XM8901-03 LED

Canopy for power supply and suspension up to 3 24V DC constant voltage models maximum.



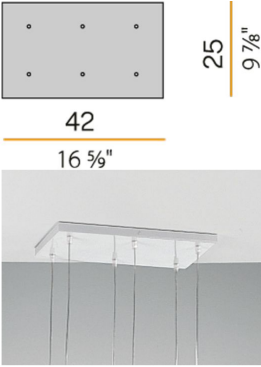
XM8901-05 LED

Canopy for power supply and suspension up to 5 24V DC constant voltage models maximum.



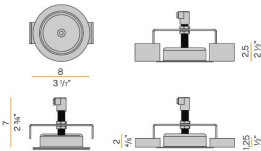
XM8901-06 LED

Canopy for power supply and suspension up to 6 24V DC constant voltage models maximum.



XM9201-01


Recessed canopy for power supply.



PANZERI

TO-BE

24V DC
M02601.065.0510



Multiple suspension lighting fixture for interiors, with direct light emission.
Extruded aluminium structure in white, matt black, bronze or matt brass polyacrylic paint or with gold leaf coating.
Extruded aluminium heat sink.
Modelled polycarbonate diffuser with opaline finish.
Turned brass end cap in polyacrylic paint.
2m (78,7") long suspension and power cable in transparent PVC.
Provided without power canopy, complete with cable clamp on the cable's free extremity.

Data sheet

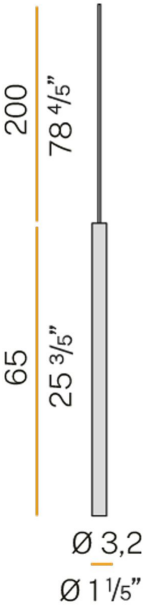
CODE	M02601.065.0510
SYSTEM POWER CONSUMPTION	5,3W
EFFICACY	72.6lm/W
LIGHT SOURCE	LED
LIGHT SOURCE LIFETIME	L70 (B50) 60.000h
COLOUR TEMPERATURE	2700K Ra>90
LIGHT DISTRIBUTION	Diffused
POWER SUPPLY	24V DC
FREQUENCY	
ELECTRICAL CONFIGURATION	
DRIVER	Remote Not Included
NOMINAL LUMINOUS FLUX	550lm
LUMEN OUTPUT	363lm
EFFICIENCY	66%
WEIGHT	0,5400Kg
PROTECTION DEGREE	IP40
COLOUR TOLLERANCES	SDCM 3
PACKING DIMENSIONS (CM)	8 x 75 x 8

Finish

White



Technical drawing



Accessories / canopy

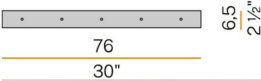
XM8901-03 LED

Canopy for power supply and suspension up to 3 24V DC constant voltage models maximum.



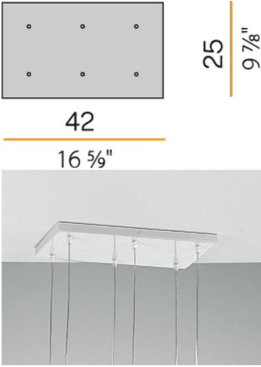
XM8901-05 LED

Canopy for power supply and suspension up to 5 24V DC constant voltage models maximum.



XM8901-06 LED

Canopy for power supply and suspension up to 6 24V DC constant voltage models maximum.



XM9201-01

Recessed canopy for power supply.

